

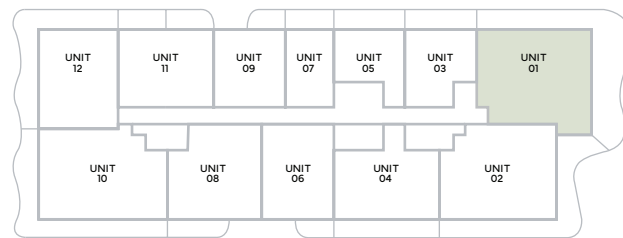


Residence 01

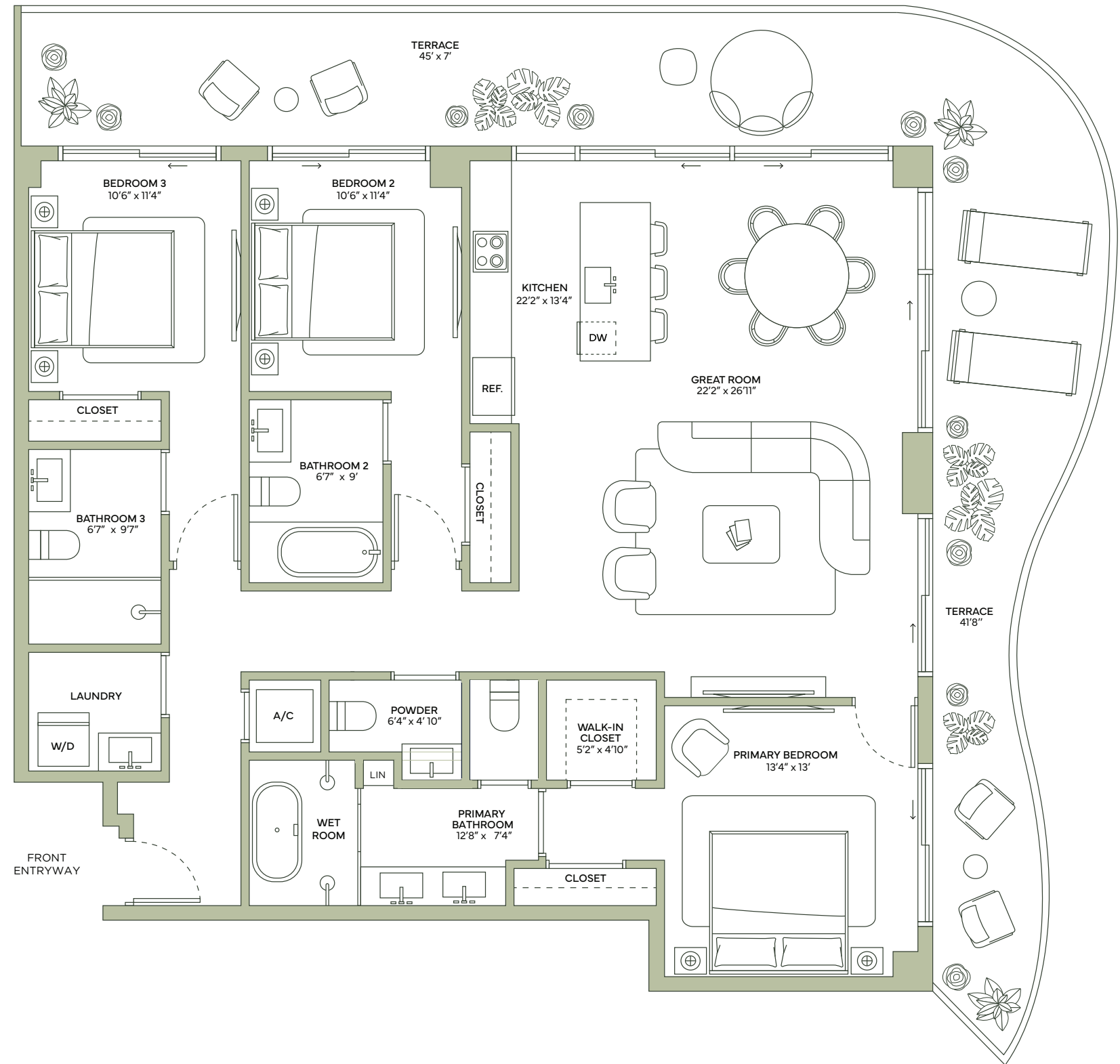
3 BEDROOMS | 3.5 BATHROOMS

TOTAL	2,360 SQ FT		220 SQ M
INTERIOR	1730 SQ FT		161 SQ M
EXTERIOR	630 SQ FT		59 SQ M

Design District



Wynwood



ROSSO Development



FORTUNE
DEVELOPMENT
SALES

ORAL REPRESENTATIONS CANNOT BE RELIED UPON AS CORRECTLY STATING THE REPRESENTATIONS OF THE DEVELOPER. FOR CORRECT REPRESENTATIONS, REFERENCE SHOULD BE MADE TO THE DOCUMENTS REQUIRED BY SECTION 718.503, FLORIDA STATUTES, TO BE FURNISHED BY A DEVELOPER TO A BUYER. THE DIMENSIONS STATED FOR ANY DEPICTED UNIT FLOOR PLAN ARE APPROXIMATE BECAUSE THERE ARE VARIOUS RECOGNIZED METHODS FOR CALCULATING THE SQUARE FOOTAGE OF A UNIT. THE SQUARE FOOTAGE STATED HEREIN IS CALCULATED FROM THE EXTERIOR BOUNDARIES OF THE EXTERIOR WALLS TO THE CENTERLINE OF INTERIOR DEMISING WALLS WITHOUT DEDUCTIONS FOR CUTOUTS, CURVES, OR ARCHITECTURAL FEATURES. THIS METHOD TYPICALLY RESULTS IN QUOTED DIMENSIONS GREATER THAN THE DIMENSIONS THAT WOULD BE DETERMINED BY USING OTHER ACCEPTED METHODS. THE ILLUSTRATIONS AND IMAGES ARE CONCEPTUAL. THE FLOOR PLAN, UNIT LAYOUT, LOCATIONS OF WINDOWS, DOORS, CLOSETS, PLUMBING FIXTURES, MECHANICAL EQUIPMENT, APPLIANCES, STRUCTURAL ELEMENTS, ARCHITECTURAL DESIGN ELEMENTS AND THE USES, CONFIGURATIONS, AND ENTRIES TO ROOMS MAY BE CHANGED BASED ON FINAL APPROVED PLANS, PERMITTING, AND COMPLETED CONSTRUCTION. THE FURNITURE LAYOUT AND THE USE OF SPACE ILLUSTRATED ARE SUGGESTED USES ONLY AND NOT INTENDED TO GUARANTY ANY SPECIFIC USE OF SPACE OR ACCOMMODATION OF SPECIFIC FURNISHINGS, FURNISHINGS, DESIGN FEATURES, FIXTURES, AND DECOR ILLUSTRATED ARE CONCEPTUAL AND MAY NOT BE INCLUDED WITH A UNIT PURCHASE. CONSULT THE DEVELOPER'S PROSPECTUS WHICH WILL BE PROVIDED TO YOU BY THE DEVELOPER TO LEARN WHAT IS INCLUDED WITH A UNIT PURCHASE AND TO REVIEW THE UNIT SQUARE FOOTAGE CALCULATION METHOD TO BE RELIED UPON, WHICH IS SET FORTH IN THE DEVELOPER'S PROSPECTUS.

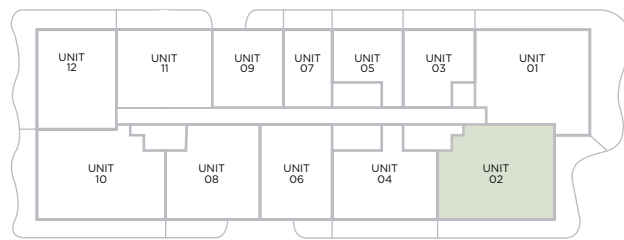


Residence 02

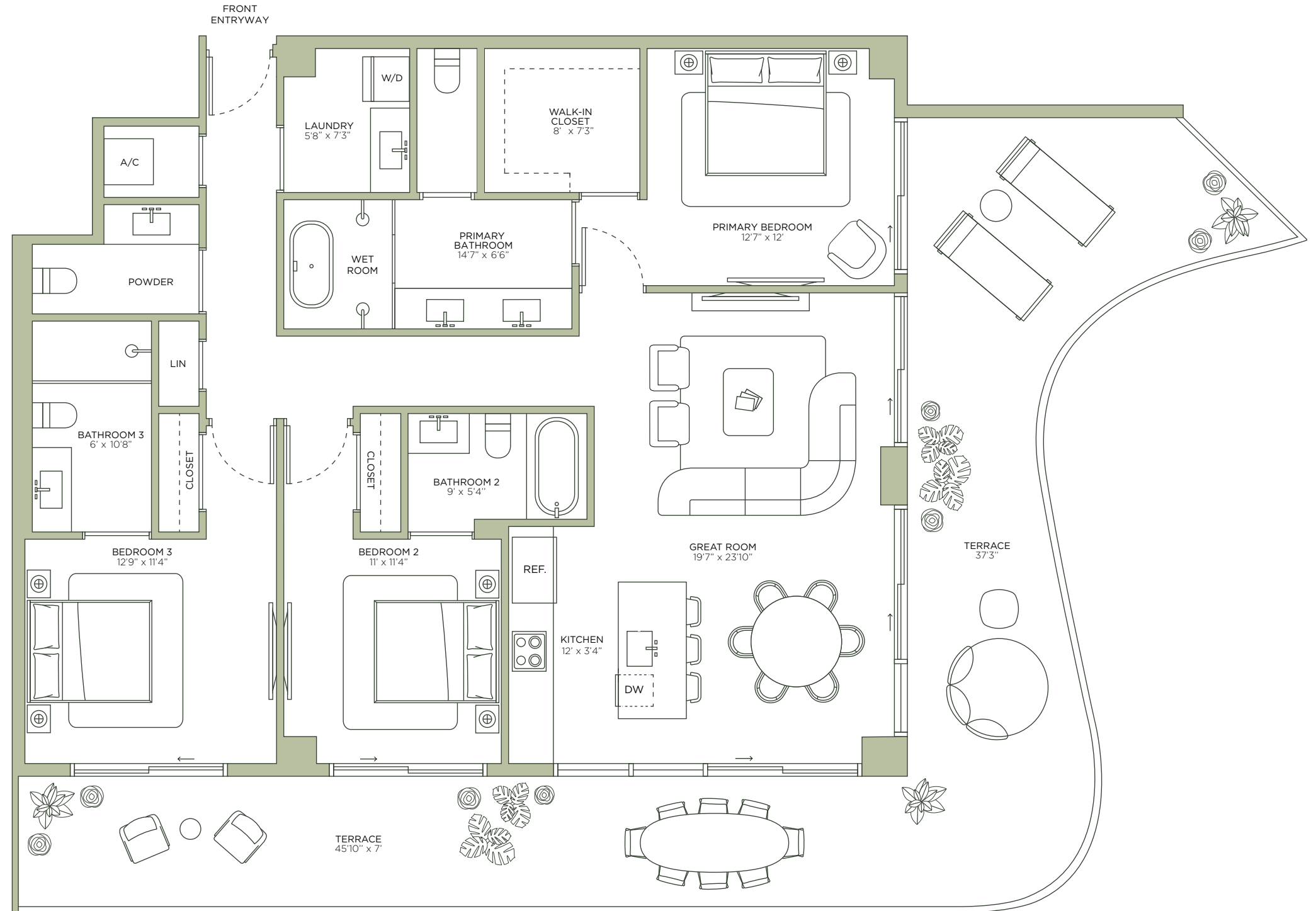
3 BEDROOMS | 3.5 BATHROOMS

TOTAL	2337 SQ FT		217 SQ M
INTERIOR	1616 SQ FT		150 SQ M
EXTERIOR	721 SQ FT		67 SQ M

Design District



Wynwood

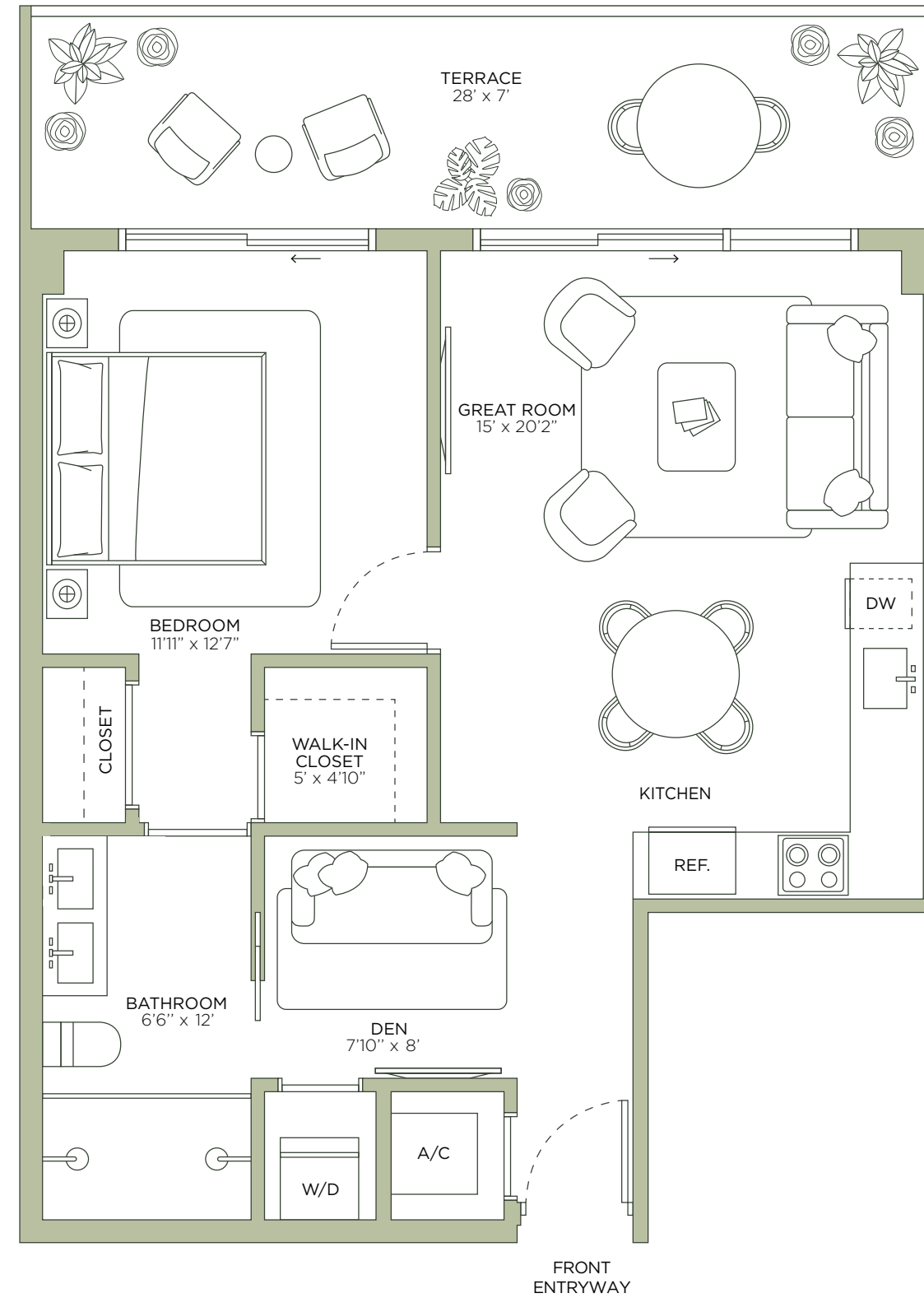
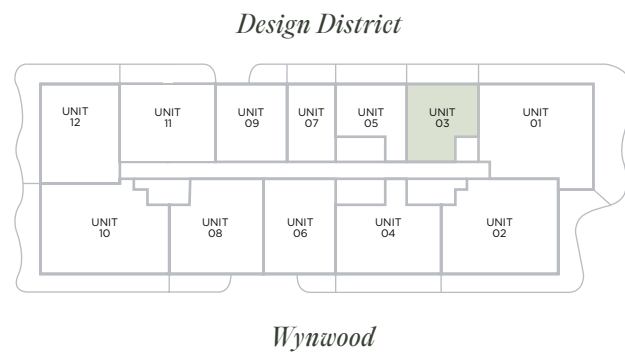




Residence 03

1 BEDROOM + DEN | 1 BATHROOM

TOTAL	998 SQ FT 91 SQ M
INTERIOR	782 SQ FT 73 SQ M
EXTERIOR	196 SQ FT 18 SQ M




ROSSO Development



FORTUNE
DEVELOPMENT
SALES

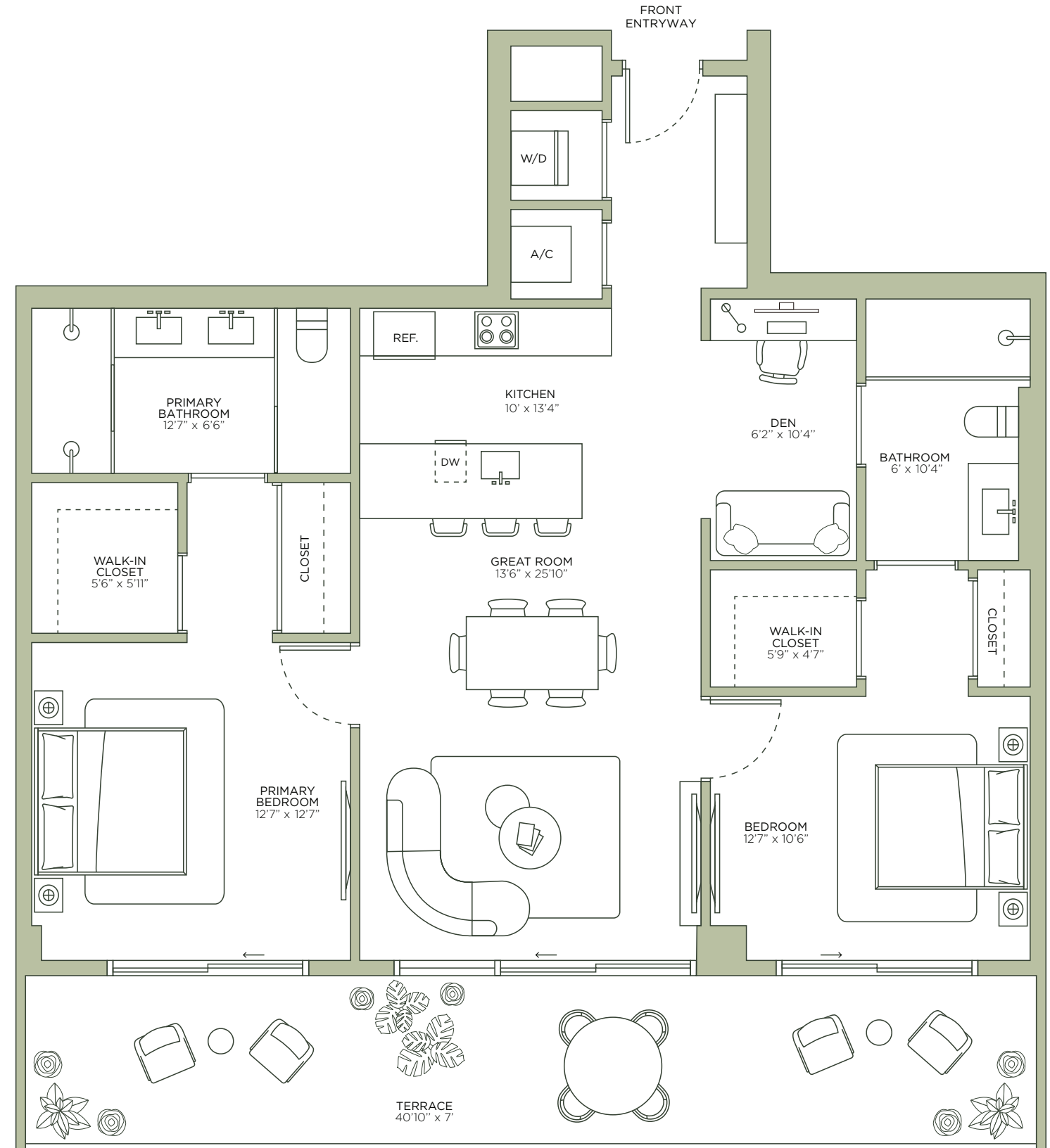
ORAL REPRESENTATIONS CANNOT BE RELIED UPON AS CORRECTLY STATING THE REPRESENTATIONS OF THE DEVELOPER. FOR CORRECT REPRESENTATIONS, REFERENCE SHOULD BE MADE TO THE DOCUMENTS REQUIRED BY SECTION 718.503, FLORIDA STATUTES, TO BE FURNISHED BY A DEVELOPER TO A BUYER. THE DIMENSIONS STATED FOR ANY DEPICTED UNIT FLOOR PLAN ARE APPROXIMATE BECAUSE THERE ARE VARIOUS RECOGNIZED METHODS FOR CALCULATING THE SQUARE FOOTAGE OF A UNIT. THE SQUARE FOOTAGE STATED HEREIN IS CALCULATED FROM THE EXTERIOR BOUNDARIES OF THE EXTERIOR WALLS TO THE CENTERLINE OF INTERIOR DEMISING WALLS WITHOUT DEDUCTIONS FOR CUTOUTS, CURVES, OR ARCHITECTURAL FEATURES. THIS METHOD TYPICALLY RESULTS IN QUOTED DIMENSIONS GREATER THAN THE DIMENSIONS THAT WOULD BE DETERMINED BY USING OTHER ACCEPTED METHODS. THE ILLUSTRATIONS AND IMAGES ARE CONCEPTUAL. THE FLOOR PLAN, UNIT LAYOUT, LOCATIONS OF WINDOWS, DOORS, CLOSETS, PLUMBING FIXTURES, MECHANICAL EQUIPMENT, APPLIANCES, STRUCTURAL ELEMENTS, ARCHITECTURAL DESIGN ELEMENTS AND THE USES, CONFIGURATIONS, AND ENTRIES TO ROOMS MAY BE CHANGED BASED ON FINAL APPROVED PLANS, PERMITTING, AND COMPLETED CONSTRUCTION. THE FURNITURE LAYOUT AND THE USE OF SPACE ILLUSTRATED ARE SUGGESTED USES ONLY AND NOT INTENDED TO GUARANTEE ANY SPECIFIC USE OF SPACE OR ACCOMMODATION OF SPECIFIC FURNISHINGS, FURNISHINGS, DESIGN FEATURES, FIXTURES, AND DECOR ILLUSTRATED ARE CONCEPTUAL AND MAY NOT BE INCLUDED WITH A UNIT PURCHASE. CONSULT THE DEVELOPER'S PROSPECTUS WHICH WILL BE PROVIDED TO YOU BY THE DEVELOPER TO LEARN WHAT IS INCLUDED WITH A UNIT PURCHASE AND TO REVIEW THE UNIT SQUARE FOOTAGE CALCULATION METHOD TO BE RELIED UPON, WHICH IS SET FORTH IN THE DEVELOPER'S PROSPECTUS.



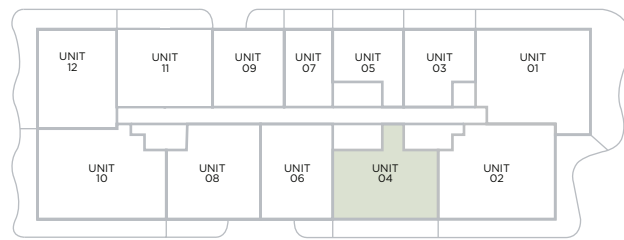
Residence 04

2 BEDROOMS + DEN | 2 BATHROOMS

TOTAL	1,454 SQ FT		136 SQ M
INTERIOR	1,168 SQ FT		109 SQ M
EXTERIOR	286 SQ FT		27 SQ M



Design District



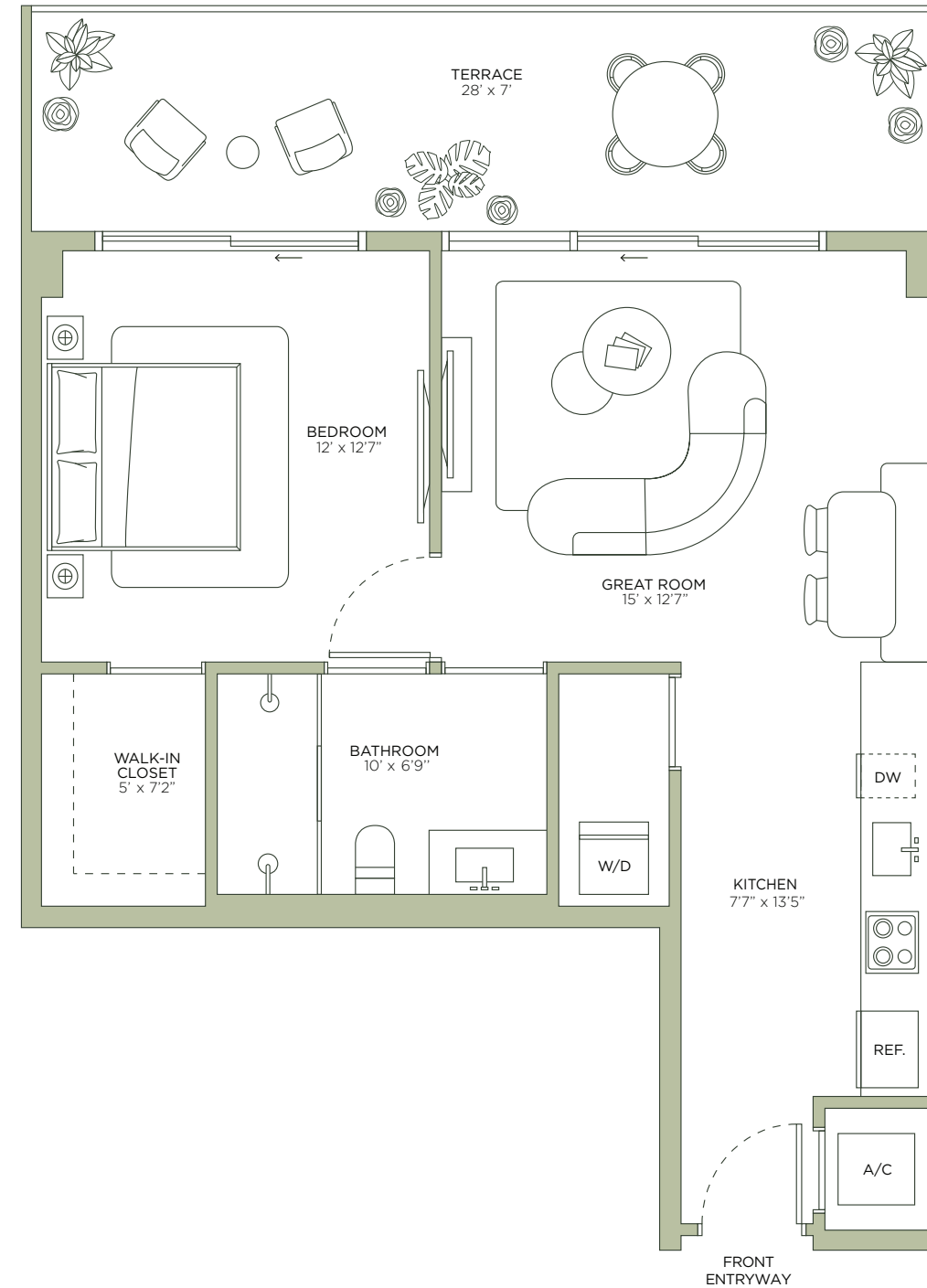
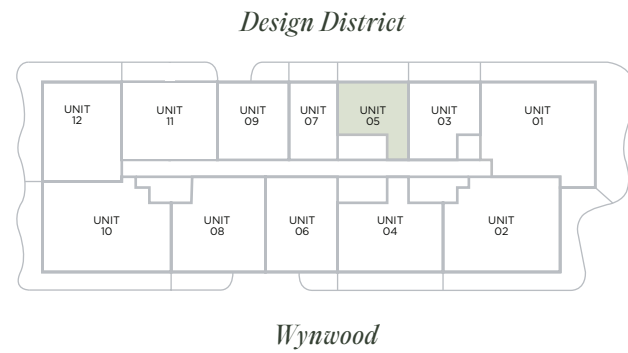
Wynwood



Residence 05

| BEDROOM | | BATHROOM

TOTAL	866 SQ FT		80 SQ M
INTERIOR	670 SQ FT		62 SQ M
EXTERIOR	196 SQ FT		18 SQ M




ROSSO Development



FORTUNE
DEVELOPMENT
SALES

ORAL REPRESENTATIONS CANNOT BE RELIED UPON AS CORRECTLY STATING THE REPRESENTATIONS OF THE DEVELOPER. FOR CORRECT REPRESENTATIONS, REFERENCE SHOULD BE MADE TO THE DOCUMENTS REQUIRED BY SECTION 718.503, FLORIDA STATUTES, TO BE FURNISHED BY A DEVELOPER TO A BUYER. THE DIMENSIONS STATED FOR ANY DEPICTED UNIT FLOOR PLAN ARE APPROXIMATE BECAUSE THERE ARE VARIOUS RECOGNIZED METHODS FOR CALCULATING THE SQUARE FOOTAGE OF A UNIT. THE SQUARE FOOTAGE STATED HEREIN IS CALCULATED FROM THE EXTERIOR BOUNDARIES OF THE EXTERIOR WALLS TO THE CENTERLINE OF INTERIOR DEMISING WALLS WITHOUT DEDUCTIONS FOR CUTOUTS, CURVES, OR ARCHITECTURAL FEATURES. THIS METHOD TYPICALLY RESULTS IN QUOTED DIMENSIONS GREATER THAN THE DIMENSIONS THAT WOULD BE DETERMINED BY USING OTHER ACCEPTED METHODS. THE ILLUSTRATIONS AND IMAGES ARE CONCEPTUAL. THE FLOOR PLAN, UNIT LAYOUT, LOCATIONS OF WINDOWS, DOORS, CLOSETS, PLUMBING FIXTURES, MECHANICAL EQUIPMENT, APPLIANCES, STRUCTURAL ELEMENTS, ARCHITECTURAL DESIGN ELEMENTS AND THE USES, CONFIGURATIONS, AND ENTRIES TO ROOMS MAY BE CHANGED BASED ON FINAL APPROVED PLANS, PERMITTING, AND COMPLETED CONSTRUCTION. THE FURNITURE LAYOUT AND THE USE OF SPACE ILLUSTRATED ARE SUGGESTED USES ONLY AND NOT INTENDED TO GUARANTY ANY SPECIFIC USE OF SPACE OR ACCOMMODATION OF SPECIFIC FURNISHINGS, FURNISHINGS, DESIGN FEATURES, FIXTURES, AND DECOR ILLUSTRATED ARE CONCEPTUAL AND MAY NOT BE INCLUDED WITH A UNIT PURCHASE. CONSULT THE DEVELOPER'S PROSPECTUS WHICH WILL BE PROVIDED TO YOU BY THE DEVELOPER TO LEARN WHAT IS INCLUDED WITH A UNIT PURCHASE AND TO REVIEW THE UNIT SQUARE FOOTAGE CALCULATION METHOD TO BE RELIED UPON, WHICH IS SET FORTH IN THE DEVELOPER'S PROSPECTUS.

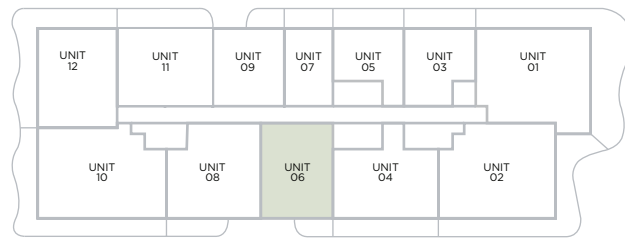


Residence 06

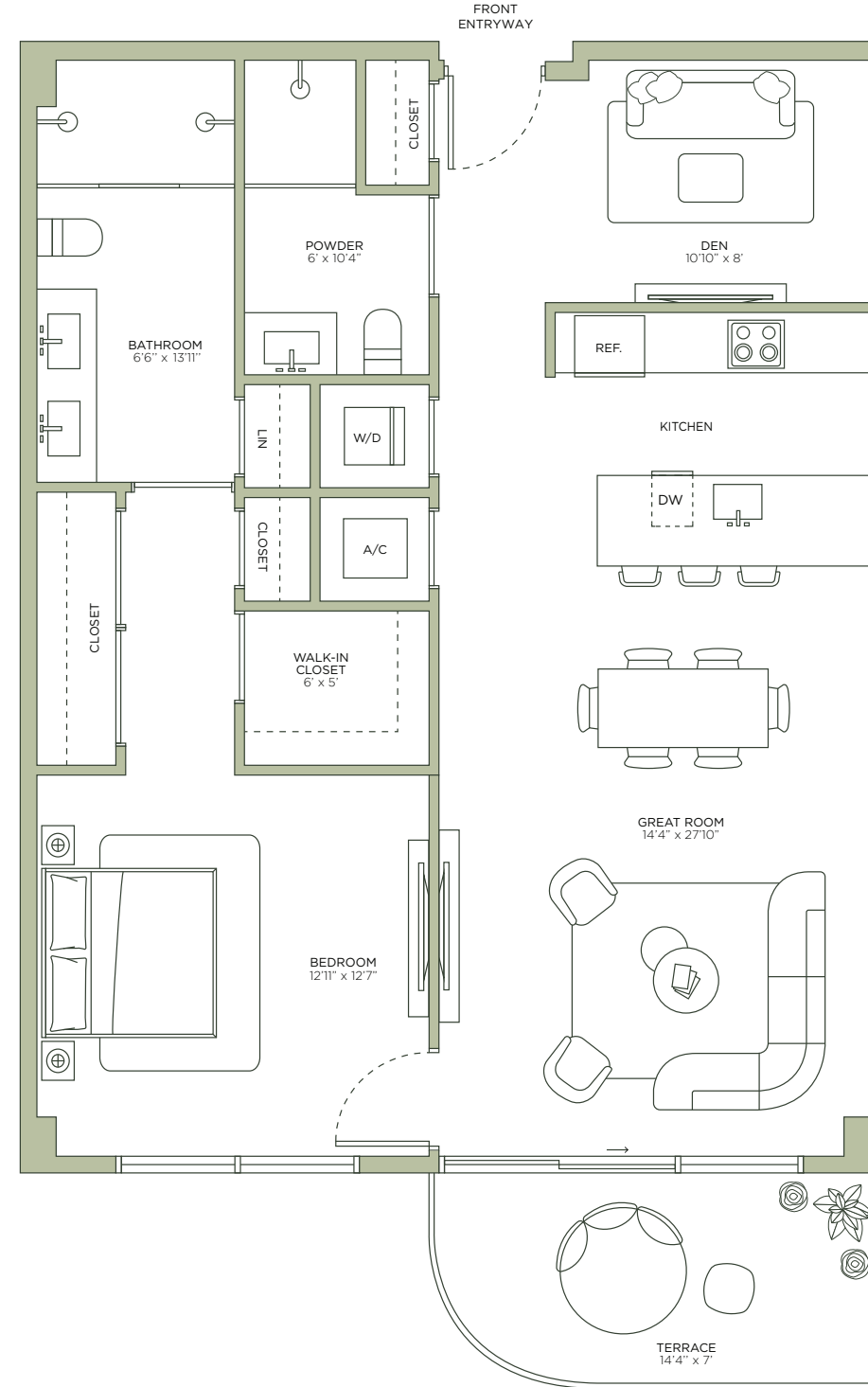
1 BEDROOM + DEN | 2 BATHROOMS

TOTAL	1,160 SQ FT		107 SQ M
INTERIOR	1,060 SQ FT		98 SQ M
EXTERIOR	100 SQ FT		9 SQ M

Design District



Wynwood

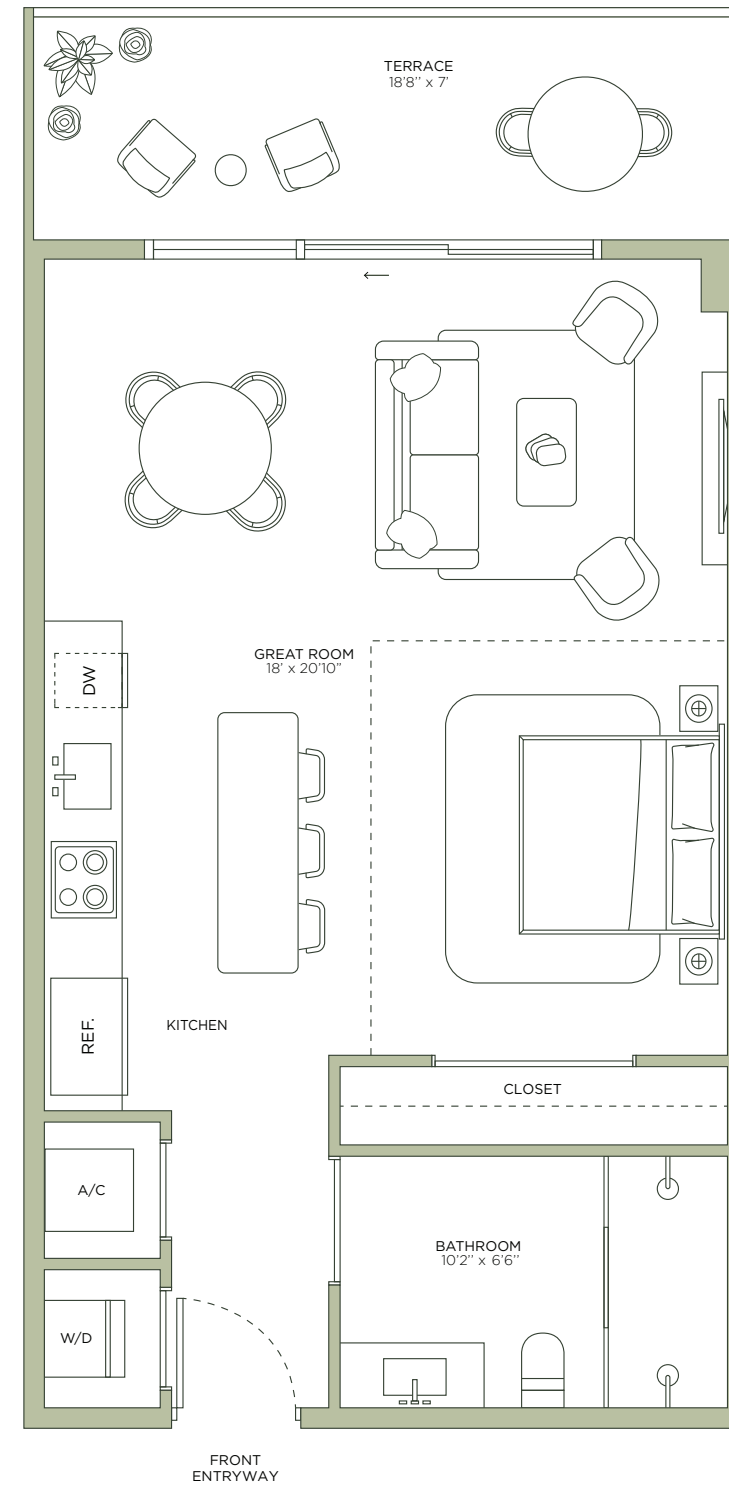
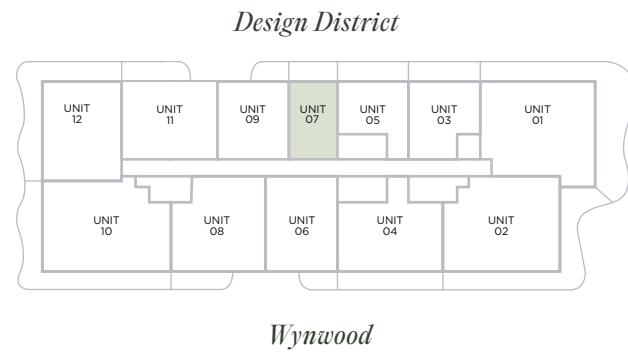




Residence 07

JR SUITE | 1 BATHROOM

TOTAL	718 SQ FT		77 SQ M
INTERIOR	588 SQ FT		55 SQ M
EXTERIOR	130 SQ FT		12 SQ M




ROSSO Development



FORTUNE
DEVELOPMENT
SALES

ORAL REPRESENTATIONS CANNOT BE RELIED UPON AS CORRECTLY STATING THE REPRESENTATIONS OF THE DEVELOPER. FOR CORRECT REPRESENTATIONS, REFERENCE SHOULD BE MADE TO THE DOCUMENTS REQUIRED BY SECTION 718.503, FLORIDA STATUTES, TO BE FURNISHED BY A DEVELOPER TO A BUYER. THE DIMENSIONS STATED FOR ANY DEPICTED UNIT FLOOR PLAN ARE APPROXIMATE BECAUSE THERE ARE VARIOUS RECOGNIZED METHODS FOR CALCULATING THE SQUARE FOOTAGE OF A UNIT. THE SQUARE FOOTAGE STATED HEREIN IS CALCULATED FROM THE EXTERIOR BOUNDARIES OF THE EXTERIOR WALLS TO THE CENTERLINE OF INTERIOR DEMISING WALLS WITHOUT DEDUCTIONS FOR CUTOUTS, CURVES, OR ARCHITECTURAL FEATURES. THIS METHOD TYPICALLY RESULTS IN QUOTED DIMENSIONS GREATER THAN THE DIMENSIONS THAT WOULD BE DETERMINED BY USING OTHER ACCEPTED METHODS. THE ILLUSTRATIONS AND IMAGES ARE CONCEPTUAL. THE FLOOR PLAN, UNIT LAYOUT, LOCATIONS OF WINDOWS, DOORS, CLOSETS, PLUMBING FIXTURES, MECHANICAL EQUIPMENT, APPLIANCES, STRUCTURAL ELEMENTS, ARCHITECTURAL DESIGN ELEMENTS AND THE USES, CONFIGURATIONS, AND ENTRIES TO ROOMS MAY BE CHANGED BASED ON FINAL APPROVED PLANS, PERMITTING, AND COMPLETED CONSTRUCTION. THE FURNITURE LAYOUT AND THE USE OF SPACE ILLUSTRATED ARE SUGGESTED USES ONLY AND NOT INTENDED TO GUARANTY ANY SPECIFIC USE OF SPACE OR ACCOMMODATION OF SPECIFIC FURNISHINGS, FURNISHINGS, DESIGN FEATURES, FIXTURES, AND DECOR ILLUSTRATED ARE CONCEPTUAL AND MAY NOT BE INCLUDED WITH A UNIT PURCHASE. CONSULT THE DEVELOPER'S PROSPECTUS WHICH WILL BE PROVIDED TO YOU BY THE DEVELOPER TO LEARN WHAT IS INCLUDED WITH A UNIT PURCHASE AND TO REVIEW THE UNIT SQUARE FOOTAGE CALCULATION METHOD TO BE RELIED UPON, WHICH IS SET FORTH IN THE DEVELOPER'S PROSPECTUS.

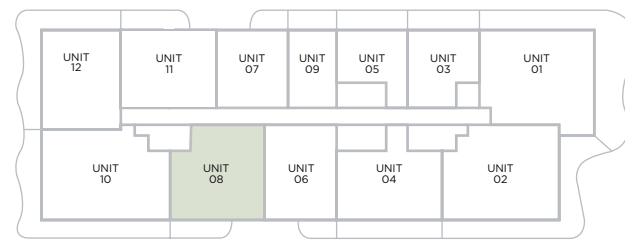


Residence 08

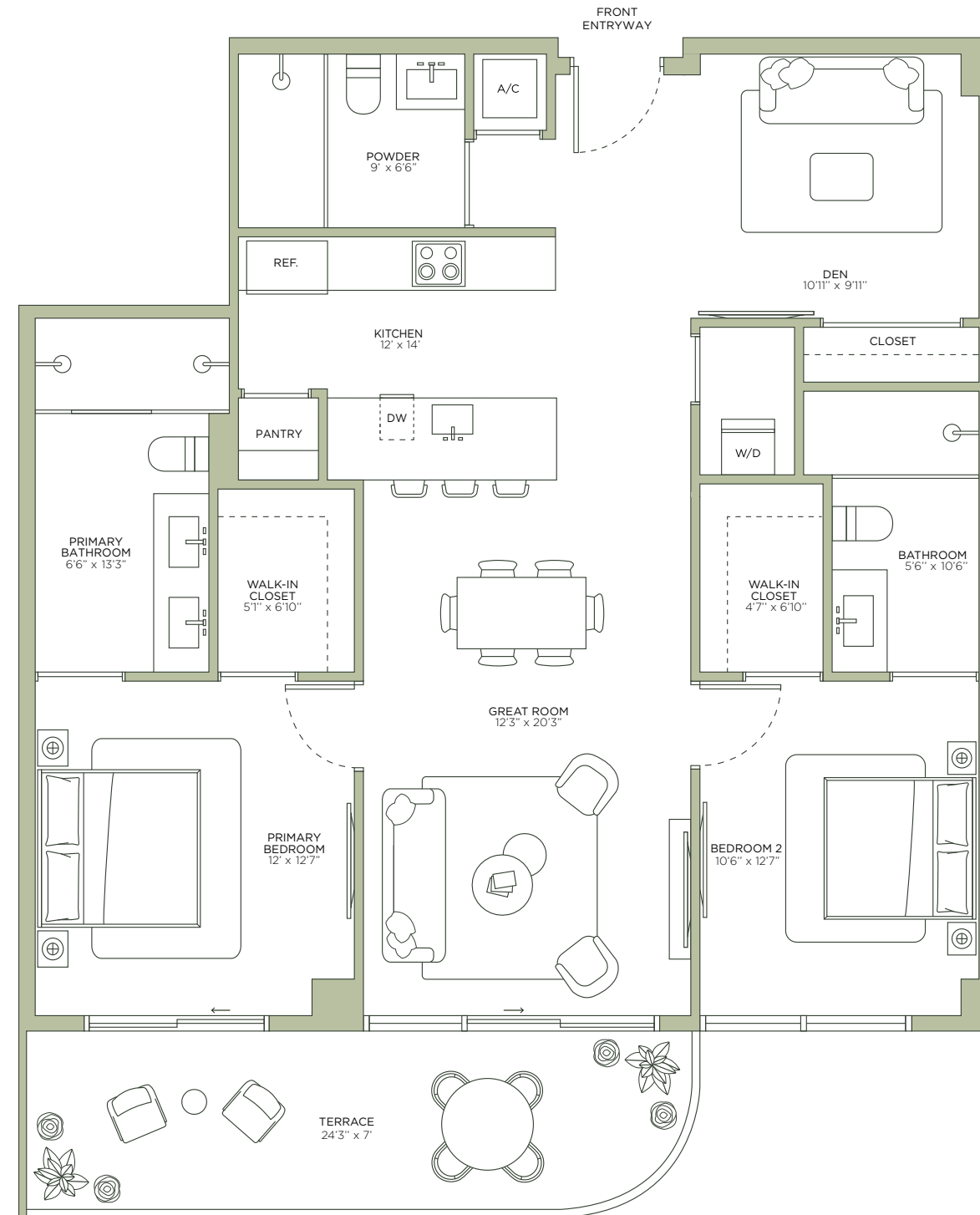
2 BEDROOMS + DEN | 3 BATHROOMS

TOTAL	1 453 SQ FT		1 35 SQ M
INTERIOR	1 275 SQ FT		1 19 SQ M
EXTERIOR	1 78 SQ FT		1 6 SQ M

Design District



Wynwood

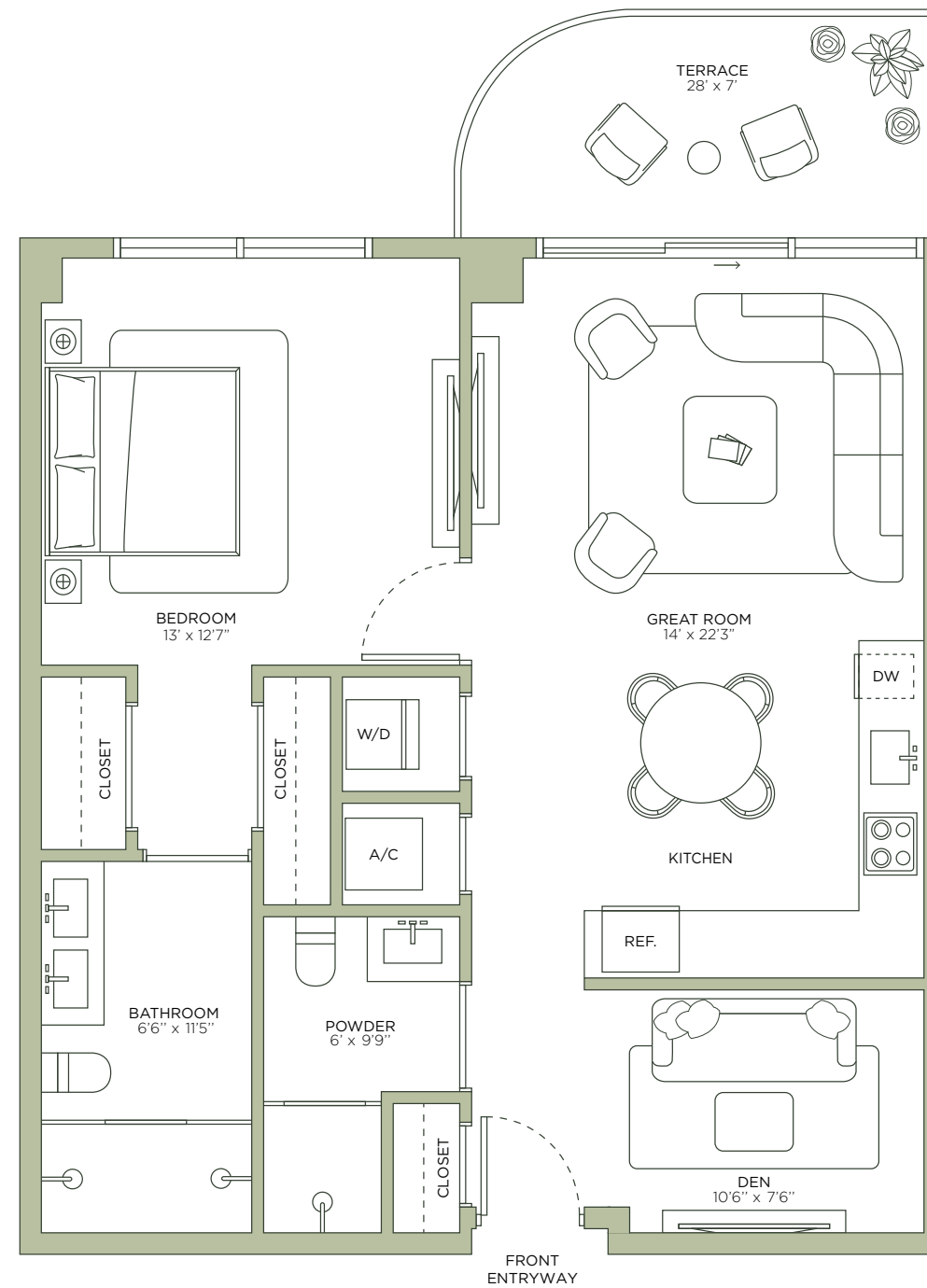
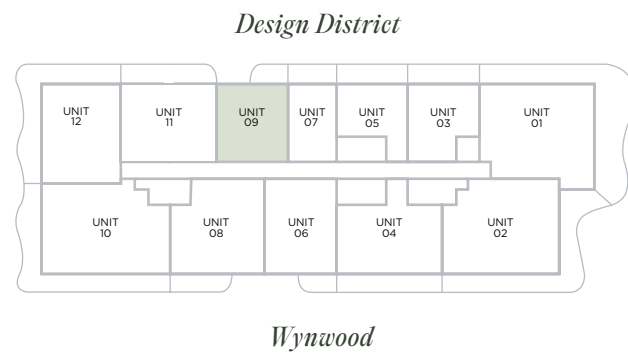




Residence 09

1 BEDROOM + DEN | 2 BATHROOMS

TOTAL	981 SQ FT 91 SQ M
INTERIOR	883 SQ FT 82 SQ M
EXTERIOR	98 SQ FT 9 SQ M




ROSSO Development



FORTUNE
DEVELOPMENT
SALES

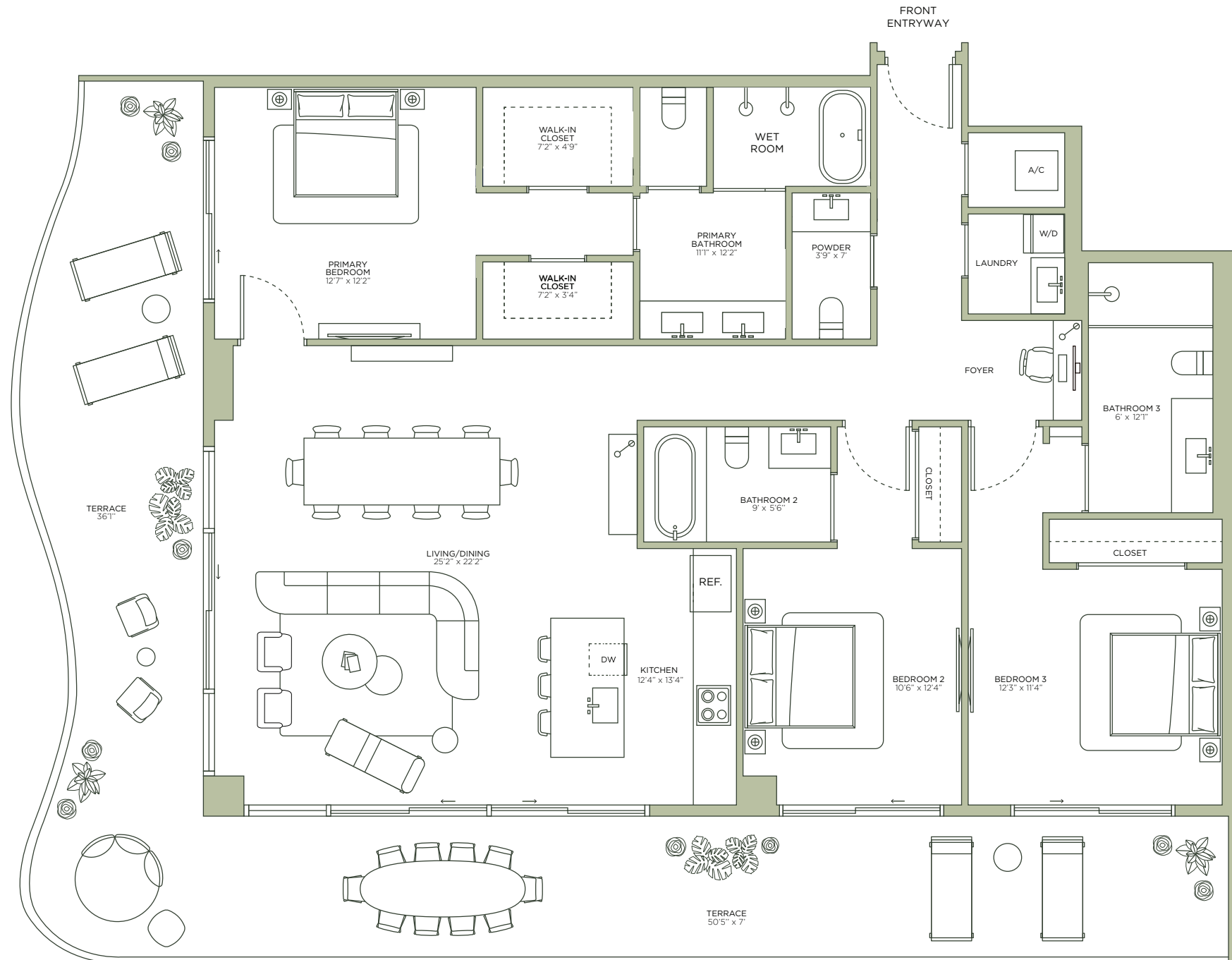
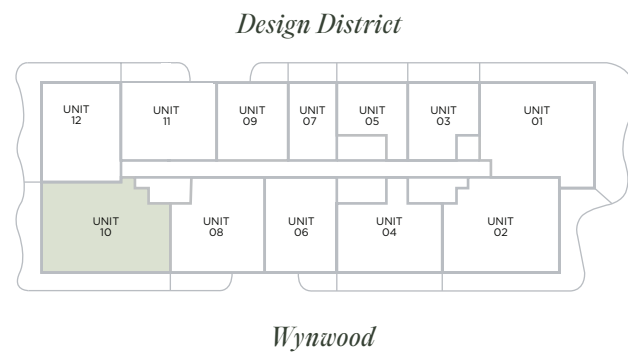
ORAL REPRESENTATIONS CANNOT BE RELIED UPON AS CORRECTLY STATING THE REPRESENTATIONS OF THE DEVELOPER. FOR CORRECT REPRESENTATIONS, REFERENCE SHOULD BE MADE TO THE DOCUMENTS REQUIRED BY SECTION 718.503, FLORIDA STATUTES, TO BE FURNISHED BY A DEVELOPER TO A BUYER. THE DIMENSIONS STATED FOR ANY DEPICTED UNIT FLOOR PLAN ARE APPROXIMATE BECAUSE THERE ARE VARIOUS RECOGNIZED METHODS FOR CALCULATING THE SQUARE FOOTAGE OF A UNIT. THE SQUARE FOOTAGE STATED HEREIN IS CALCULATED FROM THE EXTERIOR BOUNDARIES OF THE EXTERIOR WALLS TO THE CENTERLINE OF INTERIOR DEMISING WALLS WITHOUT DEDUCTIONS FOR CUTOUTS, CURVES, OR ARCHITECTURAL FEATURES. THIS METHOD TYPICALLY RESULTS IN QUOTED DIMENSIONS GREATER THAN THE DIMENSIONS THAT WOULD BE DETERMINED BY USING OTHER ACCEPTED METHODS. THE ILLUSTRATIONS AND IMAGES ARE CONCEPTUAL. THE FLOOR PLAN, UNIT LAYOUT, LOCATIONS OF WINDOWS, DOORS, CLOSETS, PLUMBING FIXTURES, MECHANICAL EQUIPMENT, APPLIANCES, STRUCTURAL ELEMENTS, ARCHITECTURAL DESIGN ELEMENTS AND THE USES, CONFIGURATIONS, AND ENTRIES TO ROOMS MAY BE CHANGED BASED ON FINAL APPROVED PLANS, PERMITTING, AND COMPLETED CONSTRUCTION. THE FURNITURE LAYOUT AND THE USE OF SPACE ILLUSTRATED ARE SUGGESTED USES ONLY AND NOT INTENDED TO GUARANTY ANY SPECIFIC USE OF SPACE OR ACCOMMODATION OF SPECIFIC FURNISHINGS, FURNISHINGS, DESIGN FEATURES, FIXTURES, AND DECOR ILLUSTRATED ARE CONCEPTUAL AND MAY NOT BE INCLUDED WITH A UNIT PURCHASE. CONSULT THE DEVELOPER'S PROSPECTUS WHICH WILL BE PROVIDED TO YOU BY THE DEVELOPER TO LEARN WHAT IS INCLUDED WITH A UNIT PURCHASE AND TO REVIEW THE UNIT SQUARE FOOTAGE CALCULATION METHOD TO BE RELIED UPON, WHICH IS SET FORTH IN THE DEVELOPER'S PROSPECTUS.



Residence 10

3 BEDROOMS | 3.5 BATHROOMS

TOTAL	2,385 SQ FT		221 SQ M
INTERIOR	1704 SQ FT		158 SQ M
EXTERIOR	681 SQ FT		63 SQ M





MIDTOWN PARK

BY PROPER



MIAMI LUXURY RESIDENCES



Residence *11*

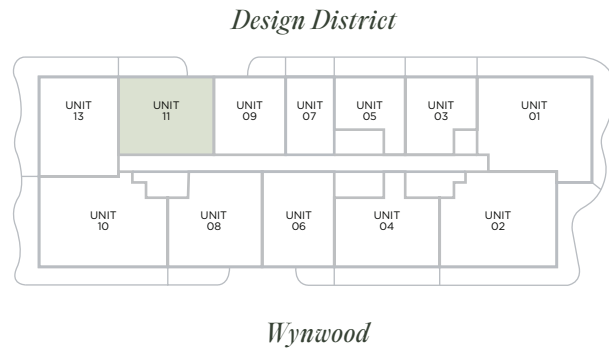
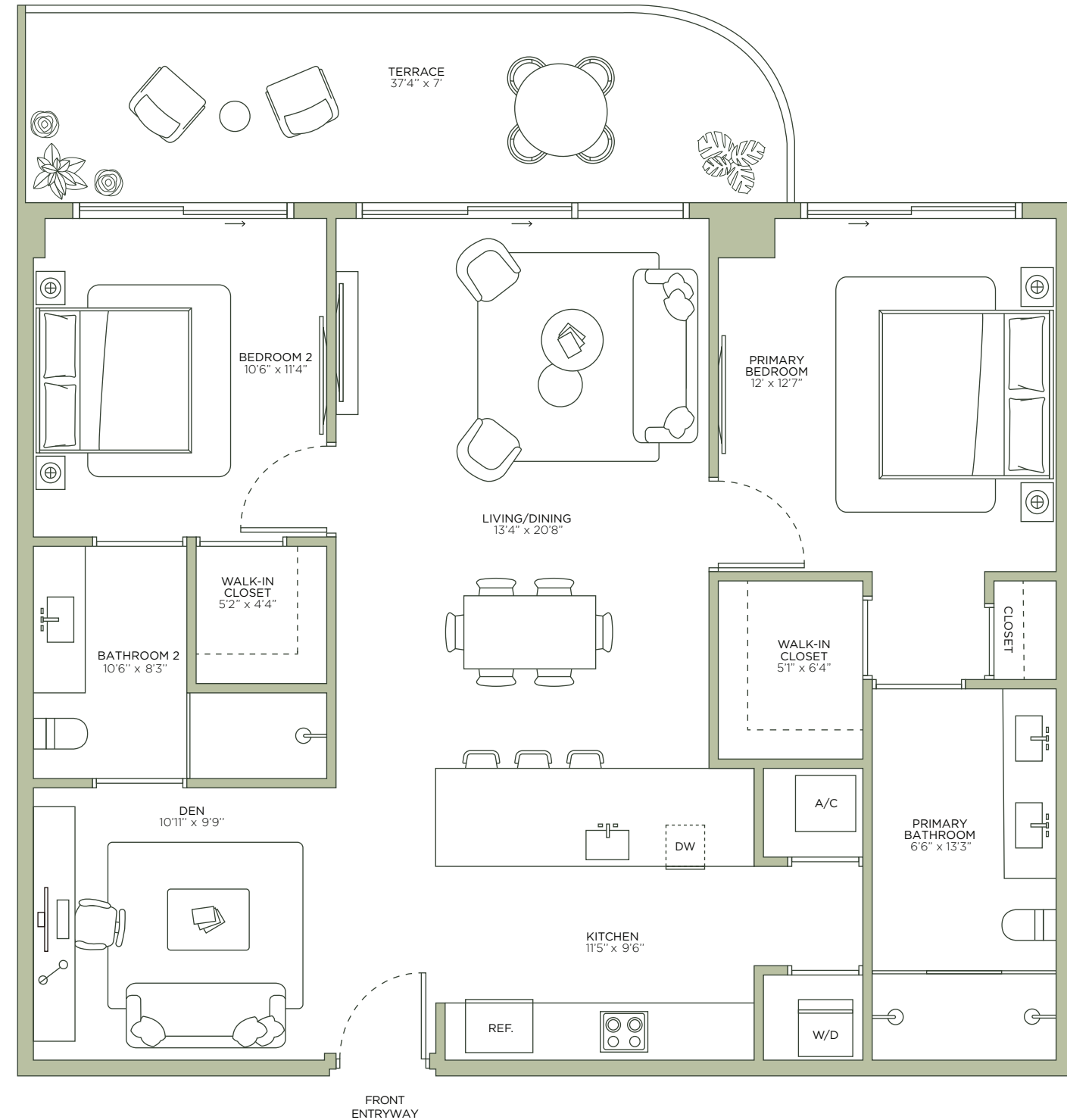
MIAMI LUXURY RESIDENCES



Residence 11

2 BEDROOMS + DEN | 2 BATHROOMS

TOTAL	1,434 SQ FT		134 SQ M
INTERIOR	1,176 SQ FT		109 SQ M
EXTERIOR	258 SQ FT		25 SQ M



Wynwood

ROSSO Development



FORTUNE
DEVELOPMENT
SALES

ORAL REPRESENTATIONS CANNOT BE RELIED UPON AS CORRECTLY STATING THE REPRESENTATIONS OF THE DEVELOPER. FOR CORRECT REPRESENTATIONS, REFERENCE SHOULD BE MADE TO THE DOCUMENTS REQUIRED BY SECTION 718.503, FLORIDA STATUTES, TO BE FURNISHED BY A DEVELOPER TO A BUYER. THE DIMENSIONS STATED FOR ANY DEPICTED UNIT FLOOR PLAN ARE APPROXIMATE BECAUSE THERE ARE VARIOUS RECOGNIZED METHODS FOR CALCULATING THE SQUARE FOOTAGE OF A UNIT. THE SQUARE FOOTAGE STATED HEREIN IS CALCULATED FROM THE EXTERIOR BOUNDARIES OF THE EXTERIOR WALLS TO THE CENTERLINE OF INTERIOR DEMISING WALLS WITHOUT DEDUCTIONS FOR CUTOUTS, CURVES, OR ARCHITECTURAL FEATURES. THIS METHOD TYPICALLY RESULTS IN QUOTED DIMENSIONS GREATER THAN THE DIMENSIONS THAT WOULD BE DETERMINED BY USING OTHER ACCEPTED METHODS. THE ILLUSTRATIONS AND IMAGES ARE CONCEPTUAL. THE FLOOR PLAN, UNIT LAYOUT, LOCATIONS OF WINDOWS, DOORS, CLOSETS, PLUMBING FIXTURES, MECHANICAL EQUIPMENT, APPLIANCES, STRUCTURAL ELEMENTS, ARCHITECTURAL DESIGN ELEMENTS AND THE USES, CONFIGURATIONS, AND ENTRIES TO ROOMS MAY BE CHANGED BASED ON FINAL APPROVED PLANS, PERMITTING, AND COMPLETED CONSTRUCTION. THE FURNITURE LAYOUT AND THE USE OF SPACE ILLUSTRATED ARE SUGGESTED USES ONLY AND NOT INTENDED TO GUARANTY ANY SPECIFIC USE OF SPACE OR ACCOMMODATION OF SPECIFIC FURNISHINGS, FURNISHINGS, DESIGN FEATURES, FIXTURES, AND DECOR ILLUSTRATED ARE CONCEPTUAL AND MAY NOT BE INCLUDED WITH A UNIT PURCHASE. CONSULT THE DEVELOPER'S PROSPECTUS WHICH WILL BE PROVIDED TO YOU BY THE DEVELOPER TO LEARN WHAT IS INCLUDED WITH A UNIT PURCHASE AND TO REVIEW THE UNIT SQUARE FOOTAGE CALCULATION METHOD TO BE RELIED UPON, WHICH IS SET FORTH IN THE DEVELOPER'S PROSPECTUS.



MIDTOWN PARK

BY PROPER



MIAMI LUXURY RESIDENCES

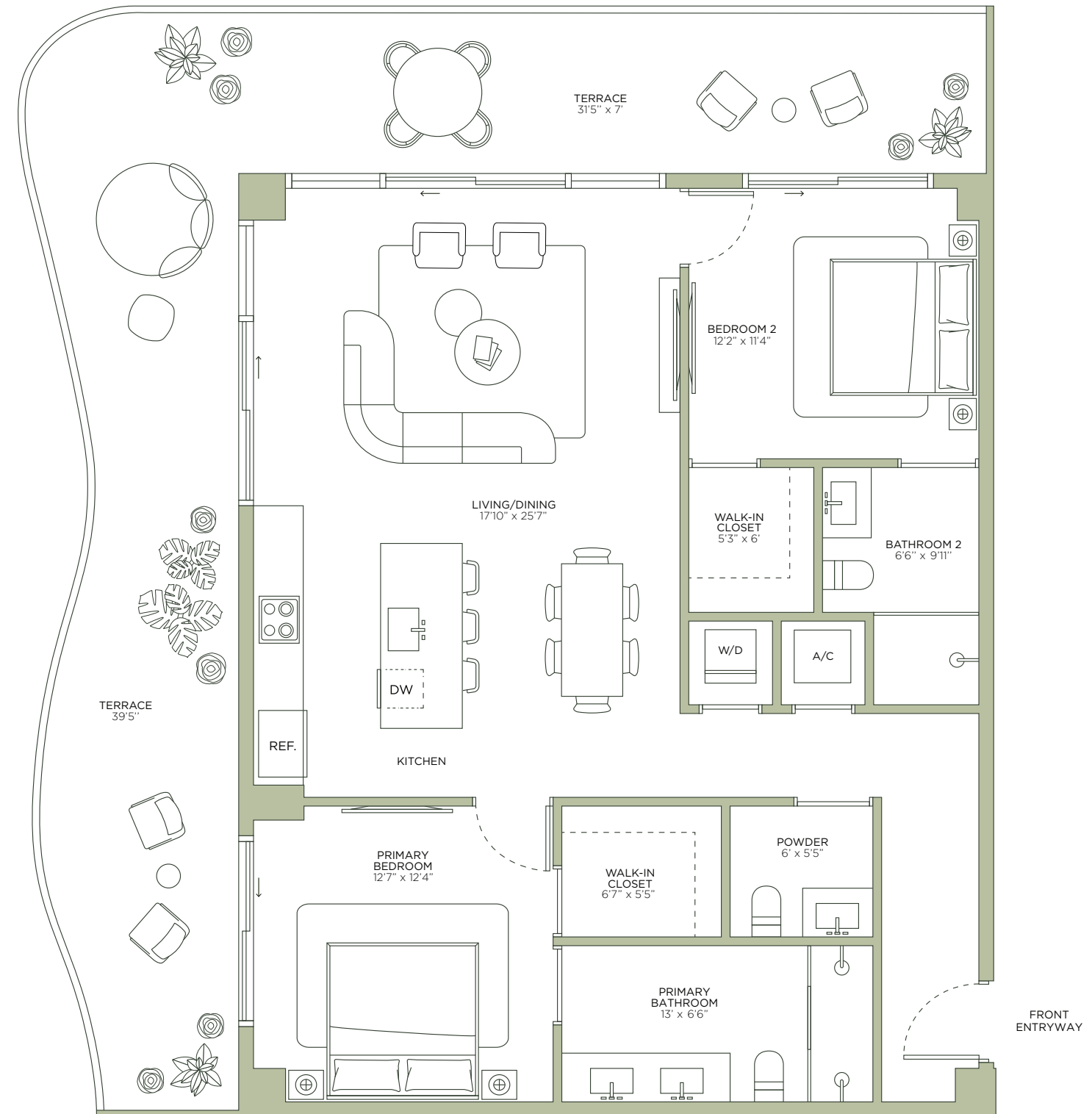


MIAMI LUXURY RESIDENCES

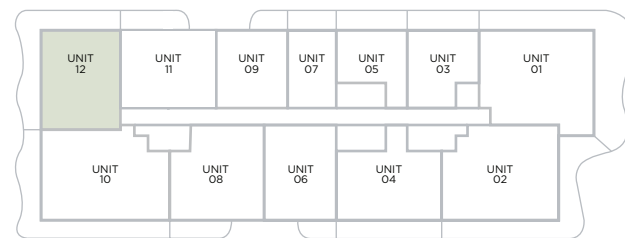
Residence 12

2 BEDROOMS | 2.5 BATHROOMS

TOTAL	1,811 SQ FT		168 SQ M
INTERIOR	1,239 SQ FT		115 SQ M
EXTERIOR	572 SQ FT		53 SQ M



Design District



Wynwood



MIDTOWN PARK

BY PROPER



MIAMI LUXURY RESIDENCES



PH01

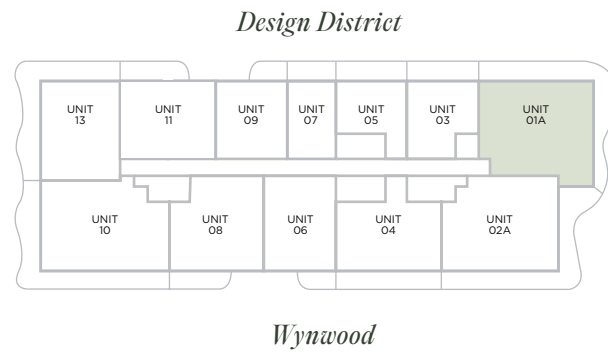
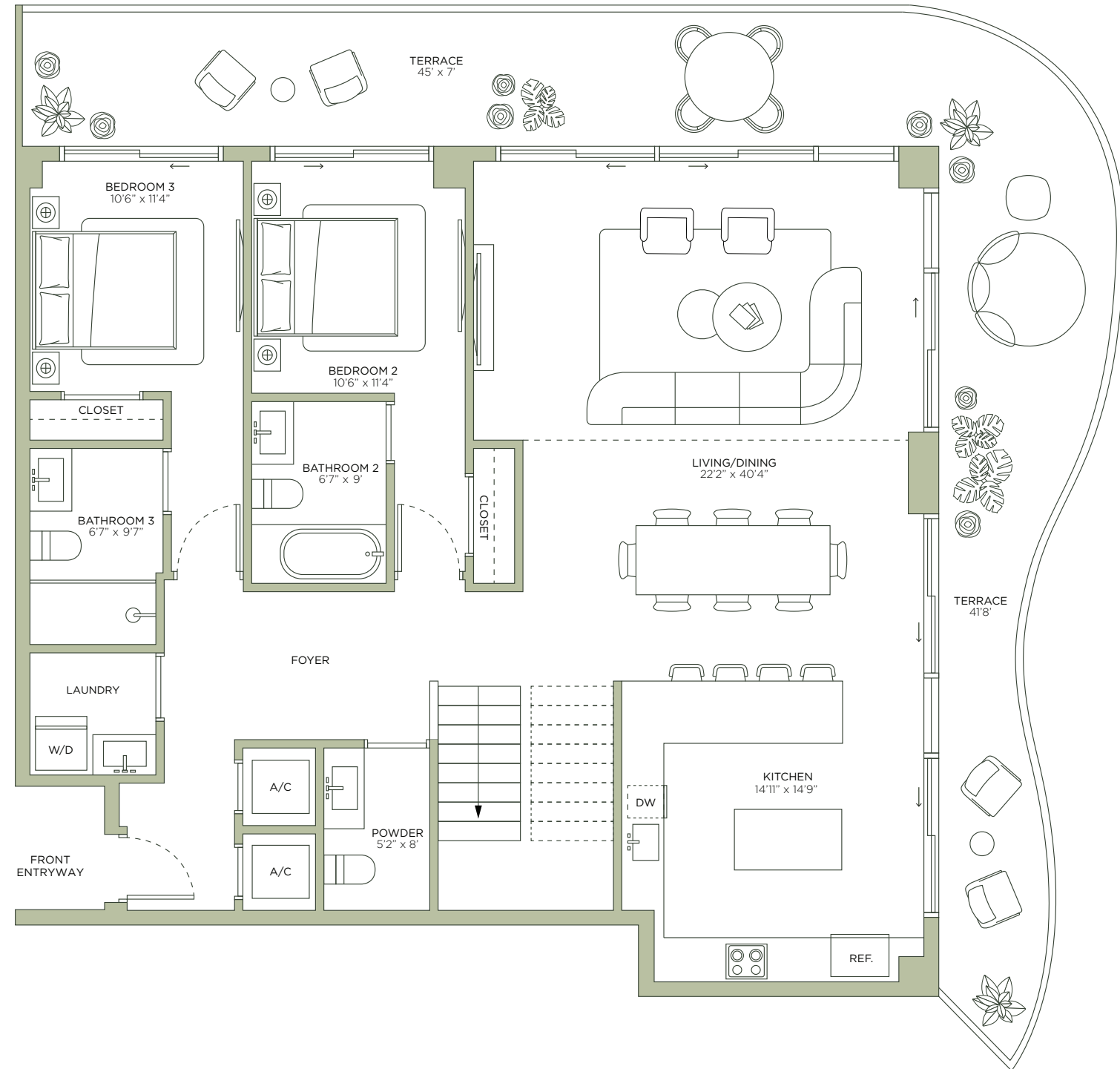
MIAMI LUXURY RESIDENCES

PH01

Lower Level

5 BEDROOMS + DEN | 5.5 BATHROOMS

TOTAL	2,360 SQ FT		219 SQ M
INTERIOR	1,730 SQ FT		161 SQ M
EXTERIOR	630 SQ FT		58 SQ M



ROSSO Development



FORTUNE
DEVELOPMENT
SALES

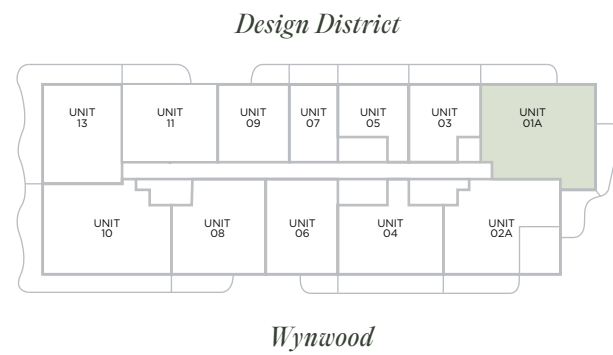
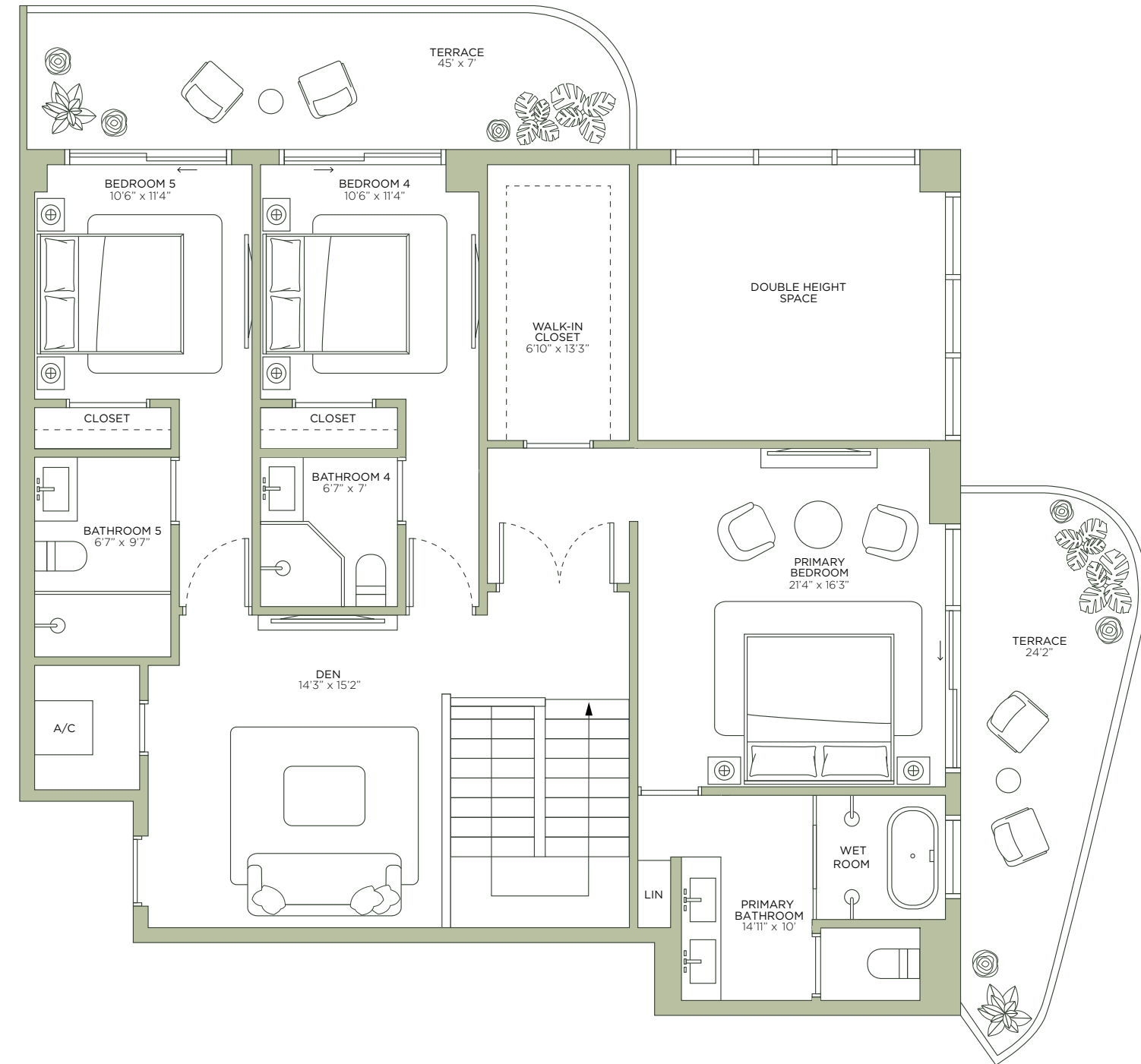
ORAL REPRESENTATIONS CANNOT BE RELIED UPON AS CORRECTLY STATING THE REPRESENTATIONS OF THE DEVELOPER. FOR CORRECT REPRESENTATIONS, REFERENCE SHOULD BE MADE TO THE DOCUMENTS REQUIRED BY SECTION 718.503, FLORIDA STATUTES, TO BE FURNISHED BY A DEVELOPER TO A BUYER. THE DIMENSIONS STATED FOR ANY DEPICTED UNIT FLOOR PLAN ARE APPROXIMATE BECAUSE THERE ARE VARIOUS RECOGNIZED METHODS FOR CALCULATING THE SQUARE FOOTAGE OF A UNIT. THE SQUARE FOOTAGE STATED HEREIN IS CALCULATED FROM THE EXTERIOR BOUNDARIES OF THE EXTERIOR WALLS TO THE CENTERLINE OF INTERIOR DEMISING WALLS WITHOUT DEDUCTIONS FOR CUTOUTS, CURVES, OR ARCHITECTURAL FEATURES. THIS METHOD TYPICALLY RESULTS IN QUOTED DIMENSIONS GREATER THAN THE DIMENSIONS THAT WOULD BE DETERMINED BY USING OTHER ACCEPTED METHODS. THE ILLUSTRATIONS AND IMAGES ARE CONCEPTUAL. THE FLOOR PLAN, UNIT LAYOUT, LOCATIONS OF WINDOWS, DOORS, CLOSETS, PLUMBING FIXTURES, MECHANICAL EQUIPMENT, APPLIANCES, STRUCTURAL ELEMENTS, ARCHITECTURAL DESIGN ELEMENTS AND THE USES, CONFIGURATIONS, AND ENTRIES TO ROOMS MAY BE CHANGED BASED ON FINAL APPROVED PLANS, PERMITTING, AND COMPLETED CONSTRUCTION. THE FURNITURE LAYOUT AND THE USE OF SPACE ILLUSTRATED ARE SUGGESTED USES ONLY AND NOT INTENDED TO GUARANTY ANY SPECIFIC USE OF SPACE OR ACCOMMODATION OF SPECIFIC FURNISHINGS, FURNISHINGS, DESIGN FEATURES, FIXTURES, AND DECOR ILLUSTRATED ARE CONCEPTUAL AND MAY NOT BE INCLUDED WITH A UNIT PURCHASE. CONSULT THE DEVELOPER'S PROSPECTUS WHICH WILL BE PROVIDED TO YOU BY THE DEVELOPER TO LEARN WHAT IS INCLUDED WITH A UNIT PURCHASE AND TO REVIEW THE UNIT SQUARE FOOTAGE CALCULATION METHOD TO BE RELIED UPON, WHICH IS SET FORTH IN THE DEVELOPER'S PROSPECTUS.

PH01

Upper Level

5 BEDROOMS + DEN | 5.5 BATHROOMS

TOTAL	1,984 SQ FT		184 SQ M
INTERIOR	1,475 SQ FT		137 SQ M
EXTERIOR	509 SQ FT		47 SQ M



ROSSO Development



FORTUNE
DEVELOPMENT
SALES

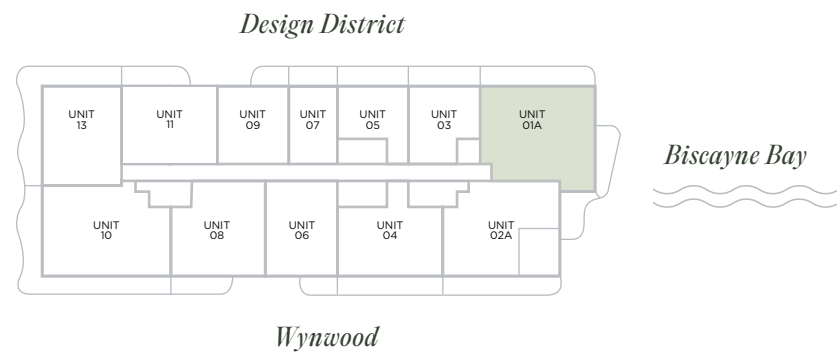
ORAL REPRESENTATIONS CANNOT BE RELIED UPON AS CORRECTLY STATING THE REPRESENTATIONS OF THE DEVELOPER. FOR CORRECT REPRESENTATIONS, REFERENCE SHOULD BE MADE TO THE DOCUMENTS REQUIRED BY SECTION 718.503, FLORIDA STATUTES, TO BE FURNISHED BY A DEVELOPER TO A BUYER. THE DIMENSIONS STATED FOR ANY DEPICTED UNIT FLOOR PLAN ARE APPROXIMATE BECAUSE THERE ARE VARIOUS RECOGNIZED METHODS FOR CALCULATING THE SQUARE FOOTAGE OF A UNIT. THE SQUARE FOOTAGE STATED HEREIN IS CALCULATED FROM THE EXTERIOR BOUNDARIES OF THE EXTERIOR WALLS TO THE CENTERLINE OF INTERIOR DEMISING WALLS WITHOUT DEDUCTIONS FOR CUTOUTS, CURVES, OR ARCHITECTURAL FEATURES. THIS METHOD TYPICALLY RESULTS IN QUOTED DIMENSIONS GREATER THAN THE DIMENSIONS THAT WOULD BE DETERMINED BY USING OTHER ACCEPTED METHODS. THE ILLUSTRATIONS AND IMAGES ARE CONCEPTUAL. THE FLOOR PLAN, UNIT LAYOUT, LOCATIONS OF WINDOWS, DOORS, CLOSETS, PLUMBING FIXTURES, MECHANICAL EQUIPMENT, APPLIANCES, STRUCTURAL ELEMENTS, ARCHITECTURAL DESIGN ELEMENTS AND THE USES, CONFIGURATIONS, AND ENTRIES TO ROOMS MAY BE CHANGED BASED ON FINAL APPROVED PLANS, PERMITTING, AND COMPLETED CONSTRUCTION. THE FURNITURE LAYOUT AND THE USE OF SPACE ILLUSTRATED ARE SUGGESTED USES ONLY AND NOT INTENDED TO GUARANTY ANY SPECIFIC USE OF SPACE OR ACCOMMODATION OF SPECIFIC FURNISHINGS, FURNISHINGS, DESIGN FEATURES, FIXTURES, AND DECOR ILLUSTRATED ARE CONCEPTUAL AND MAY NOT BE INCLUDED WITH A UNIT PURCHASE. CONSULT THE DEVELOPER'S PROSPECTUS WHICH WILL BE PROVIDED TO YOU BY THE DEVELOPER TO LEARN WHAT IS INCLUDED WITH A UNIT PURCHASE AND TO REVIEW THE UNIT SQUARE FOOTAGE CALCULATION METHOD TO BE RELIED UPON, WHICH IS SET FORTH IN THE DEVELOPER'S PROSPECTUS.

PH01

Roof Level

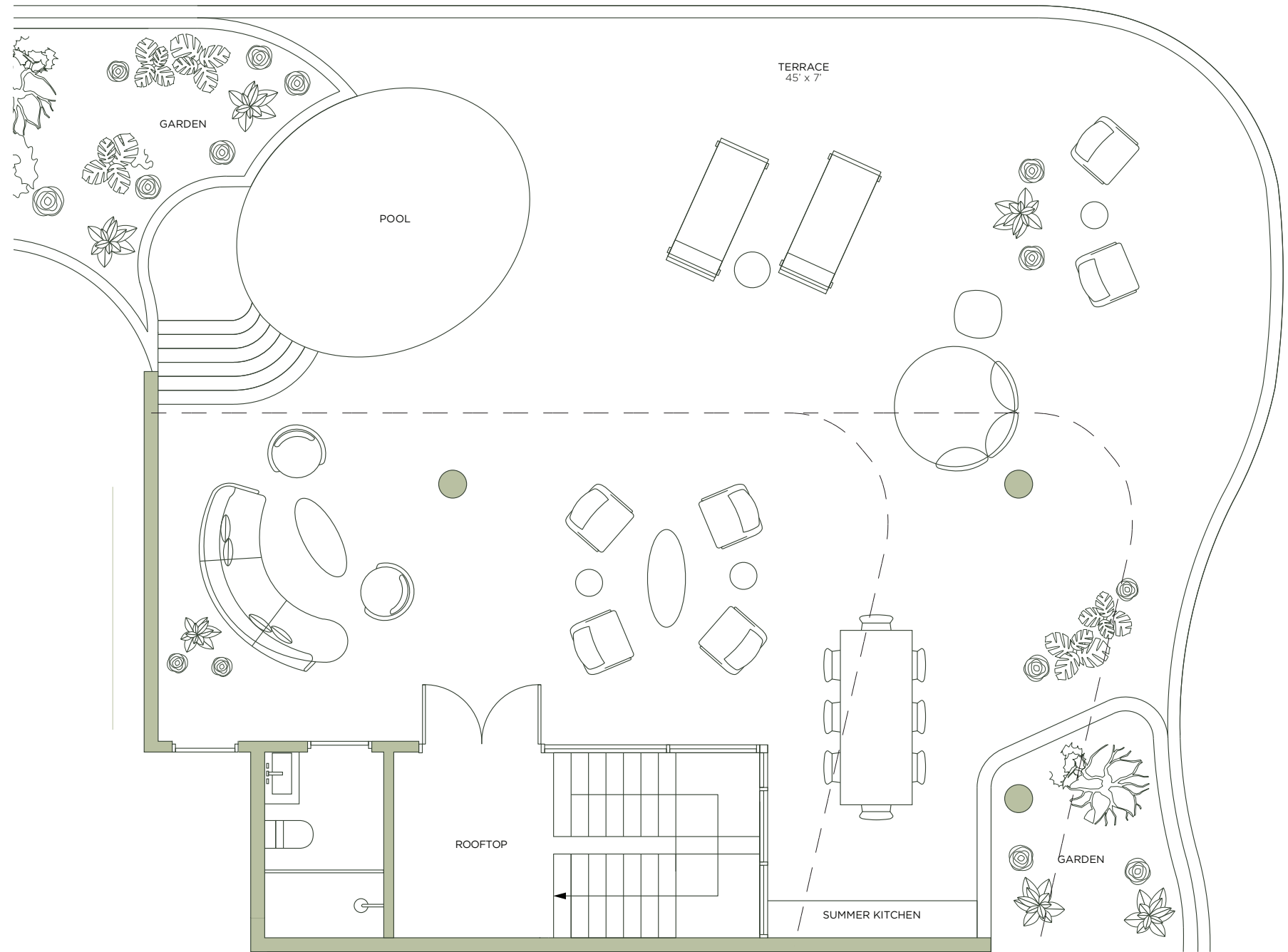
5 BEDROOMS + DEN | 5.5 BATHROOMS

TOTAL	1,767 SQ FT		212 SQ M
INTERIOR	262 SQ FT		24 SQ M
EXTERIOR	2,029 SQ FT		188 SQ M



MIDTOWN PARK

BY PROPER



ROSSO Development



FORTUNE
DEVELOPMENT
SALES

ORAL REPRESENTATIONS CANNOT BE RELIED UPON AS CORRECTLY STATING THE REPRESENTATIONS OF THE DEVELOPER. FOR CORRECT REPRESENTATIONS, REFERENCE SHOULD BE MADE TO THE DOCUMENTS REQUIRED BY SECTION 718.503, FLORIDA STATUTES, TO BE FURNISHED BY A DEVELOPER TO A BUYER. THE DIMENSIONS STATED FOR ANY DEPICTED UNIT FLOOR PLAN ARE APPROXIMATE BECAUSE THERE ARE VARIOUS RECOGNIZED METHODS FOR CALCULATING THE SQUARE FOOTAGE OF A UNIT. THE SQUARE FOOTAGE STATED HEREIN IS CALCULATED FROM THE EXTERIOR BOUNDARIES OF THE EXTERIOR WALLS TO THE CENTERLINE OF INTERIOR DEMISING WALLS WITHOUT DEDUCTIONS FOR CUTOUTS, CURVES, OR ARCHITECTURAL FEATURES. THIS METHOD TYPICALLY RESULTS IN QUOTED DIMENSIONS GREATER THAN THE DIMENSIONS THAT WOULD BE DETERMINED BY USING OTHER ACCEPTED METHODS. THE ILLUSTRATIONS AND IMAGES ARE CONCEPTUAL. THE FLOOR PLAN, UNIT LAYOUT, LOCATIONS OF WINDOWS, DOORS, CLOSETS, PLUMBING FIXTURES, MECHANICAL EQUIPMENT, APPLIANCES, STRUCTURAL ELEMENTS, ARCHITECTURAL DESIGN ELEMENTS AND THE USES, CONFIGURATIONS, AND ENTRIES TO ROOMS MAY BE CHANGED BASED ON FINAL APPROVED PLANS, PERMITTING, AND COMPLETED CONSTRUCTION. THE FURNITURE LAYOUT AND THE USE OF SPACE ILLUSTRATED ARE SUGGESTED USES ONLY AND NOT INTENDED TO GUARANTY ANY SPECIFIC USE OF SPACE OR ACCOMMODATION OF SPECIFIC FURNISHINGS, FURNISHINGS, DESIGN FEATURES, FIXTURES, AND DECOR ILLUSTRATED ARE CONCEPTUAL AND MAY NOT BE INCLUDED WITH A UNIT PURCHASE. CONSULT THE DEVELOPER'S PROSPECTUS WHICH WILL BE PROVIDED TO YOU BY THE DEVELOPER TO LEARN WHAT IS INCLUDED WITH A UNIT PURCHASE AND TO REVIEW THE UNIT SQUARE FOOTAGE CALCULATION METHOD TO BE RELIED UPON, WHICH IS SET FORTH IN THE DEVELOPER'S PROSPECTUS.



MIDTOWN PARK

BY PROPER



MIAMI LUXURY RESIDENCES



MIAMI LUXURY RESIDENCES

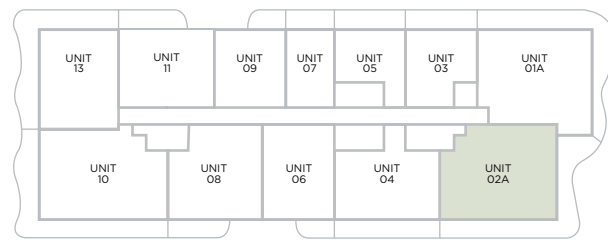
PH02

Lower Level

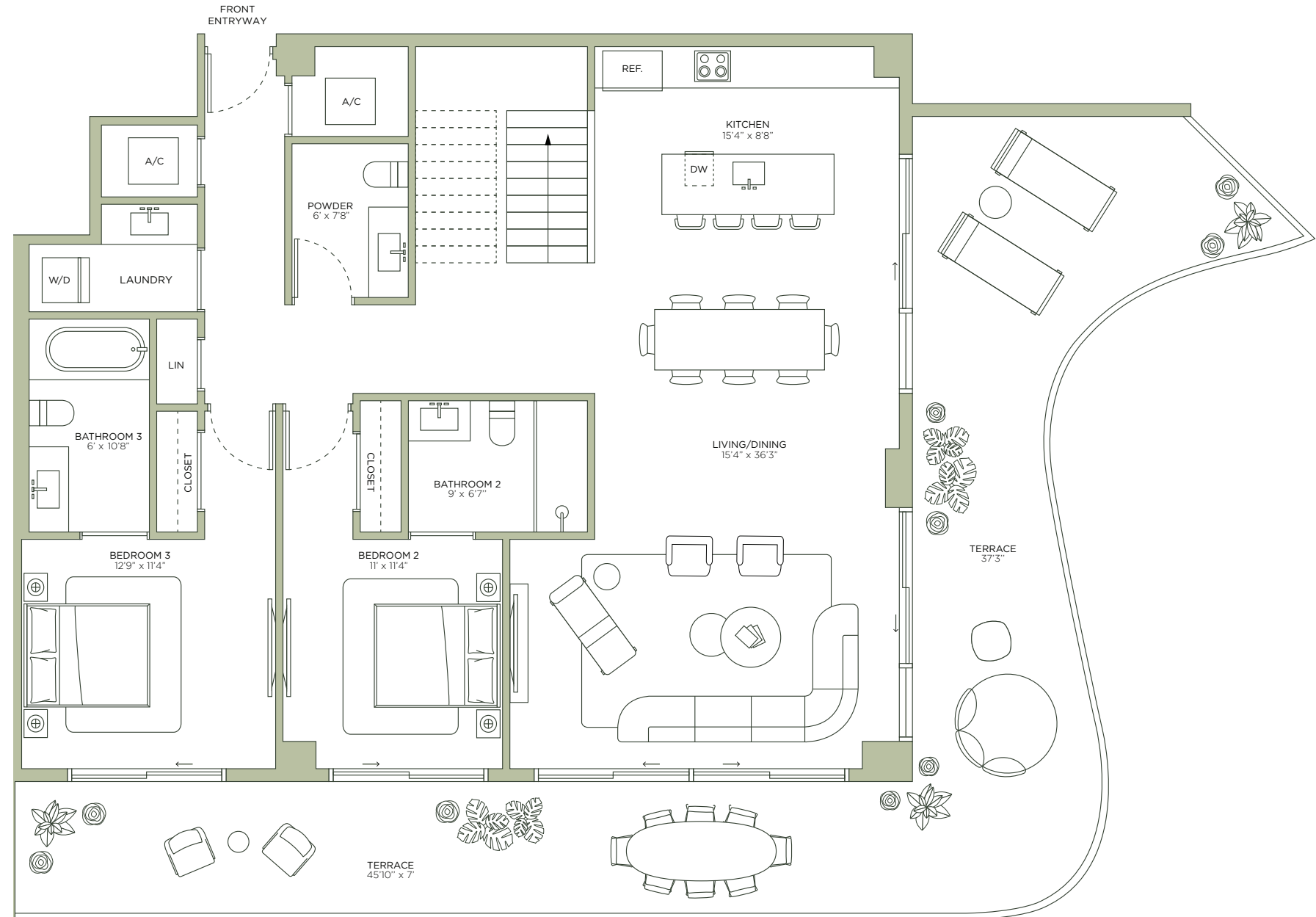
4 BEDROOMS + DEN | 4.5 BATHROOMS

TOTAL	2,337 SQ FT		217 SQ M
INTERIOR	1,616 SQ FT		150 SQ M
EXTERIOR	721 SQ FT		67 SQ M

Design District



Wynwood



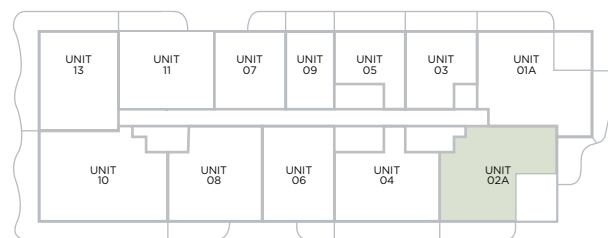
PH02

Upper Level

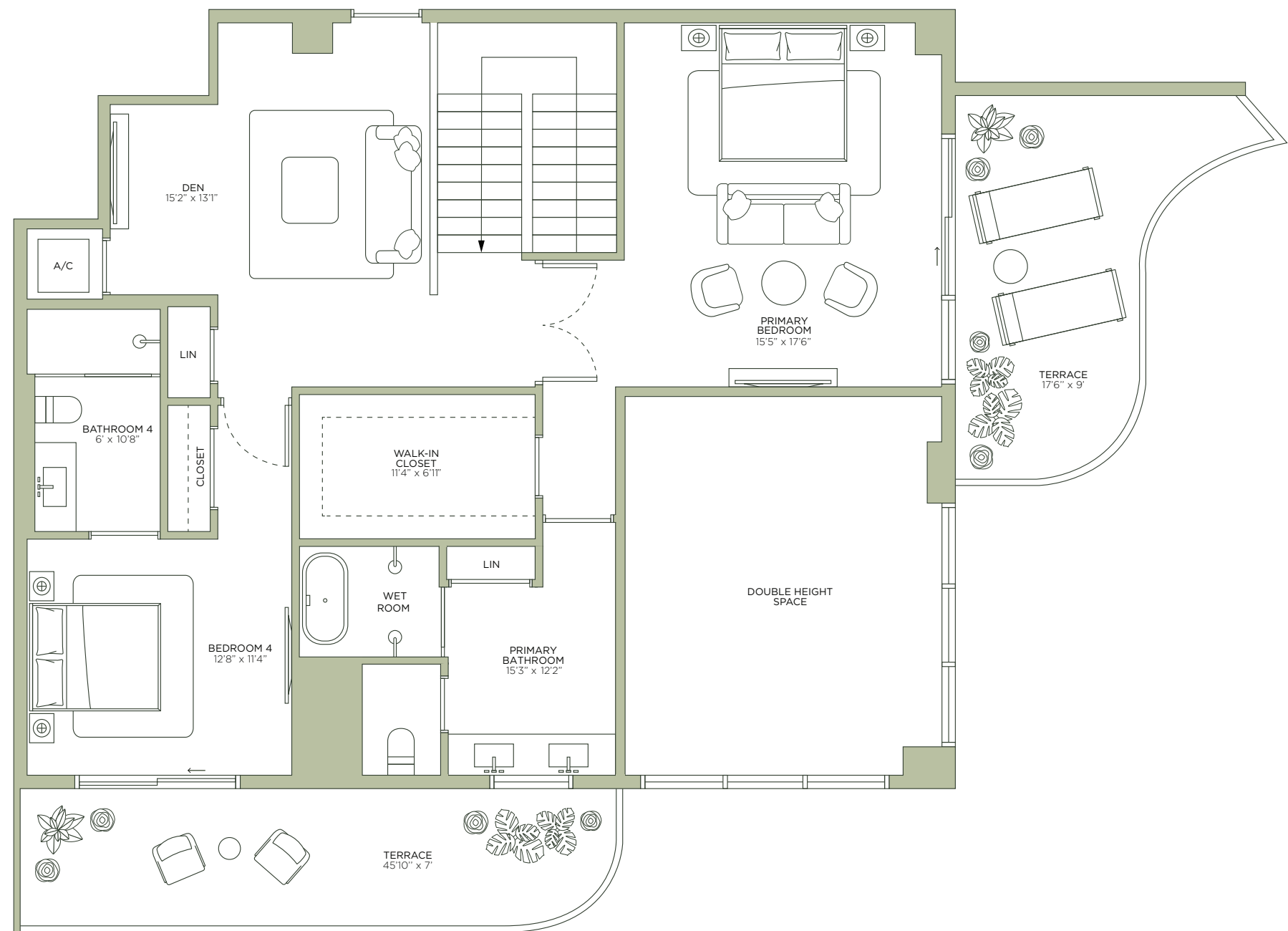
4 BEDROOMS + DEN | 4.5 BATHROOMS

TOTAL	1,913 SQ FT		169 SQ M
INTERIOR	1,380 SQ FT		120 SQ M
EXTERIOR	533 SQ FT		49 SQ M

Design District



Wynwood



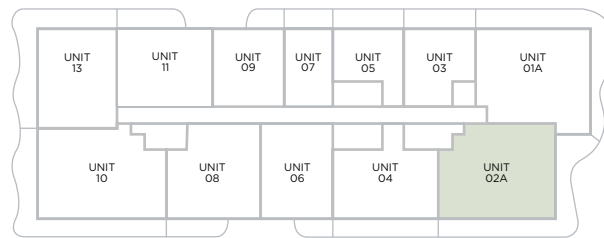
PH02

Roof Level

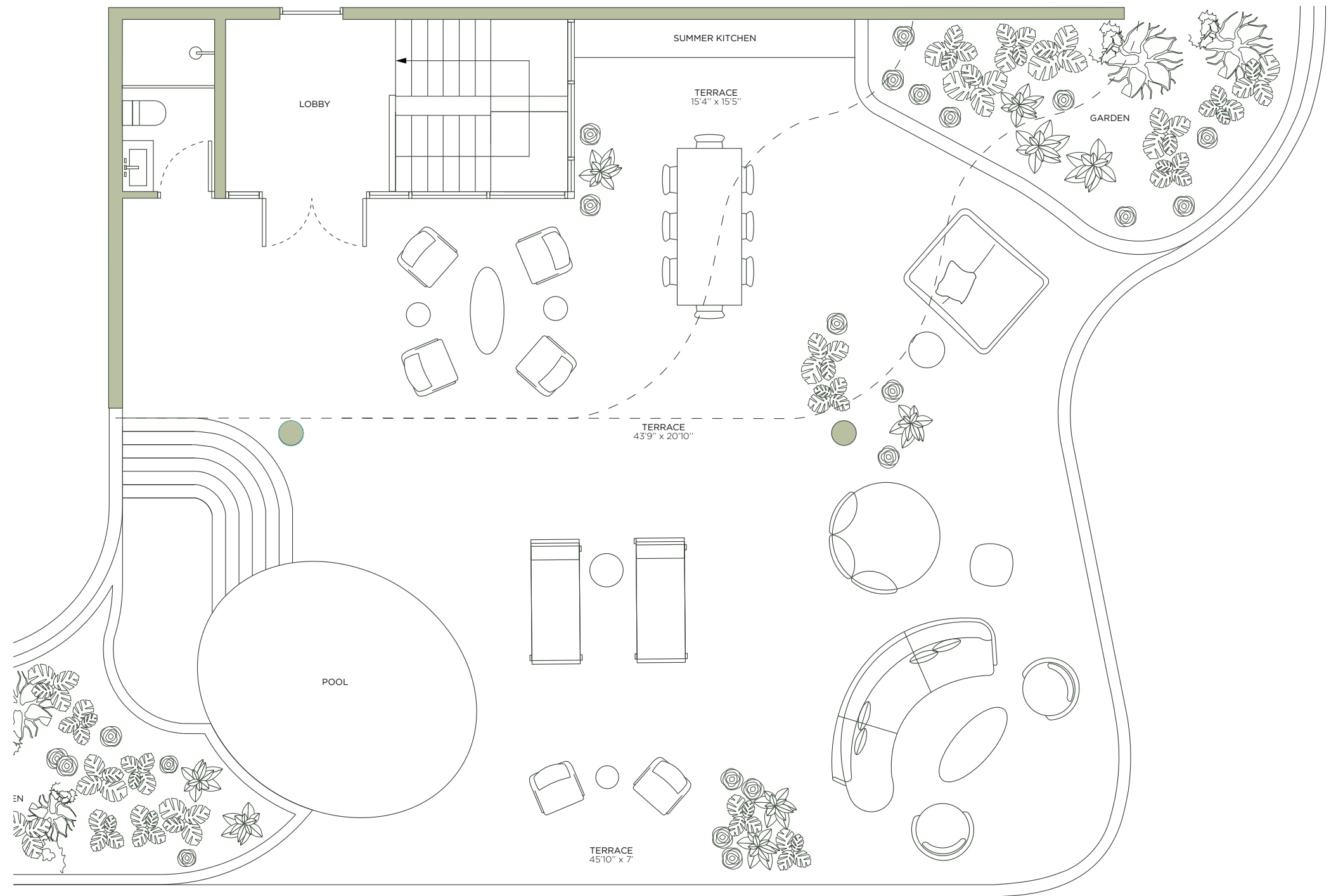
4 BEDROOMS + DEN | 4.5 BATHROOMS

TOTAL	1,864 SQ FT		173 SQ M
INTERIOR	262 SQ FT		24 SQ M
EXTERIOR	1,605 SQ FT		149 SQ M

Design District



Wynwood





MIDTOWN PARK

BY PROPER



MIAMI LUXURY RESIDENCES



PH03

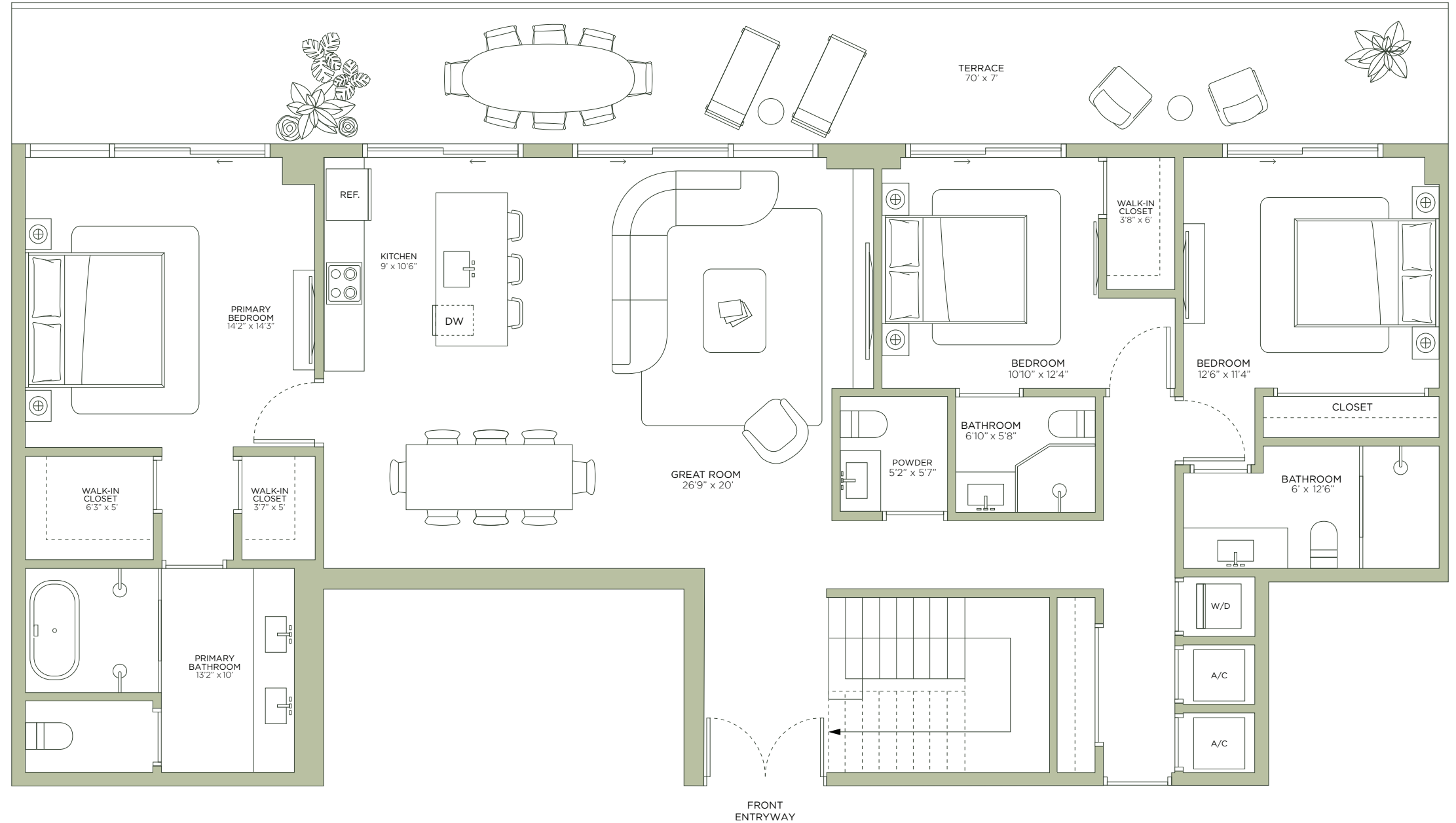
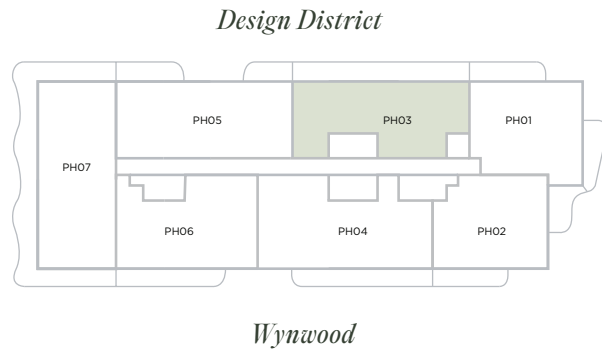
MIAMI LUXURY RESIDENCES

PH03

Lower level

3 BEDROOMS | 4.5 BATHROOMS

TOTAL	2,384 SQ FT		222 SQ M
INTERIOR	1,894 SQ FT		176 SQ M
EXTERIOR	490 SQ FT		46 SQ M



ROSSO Development



FORTUNE
DEVELOPMENT
SALES

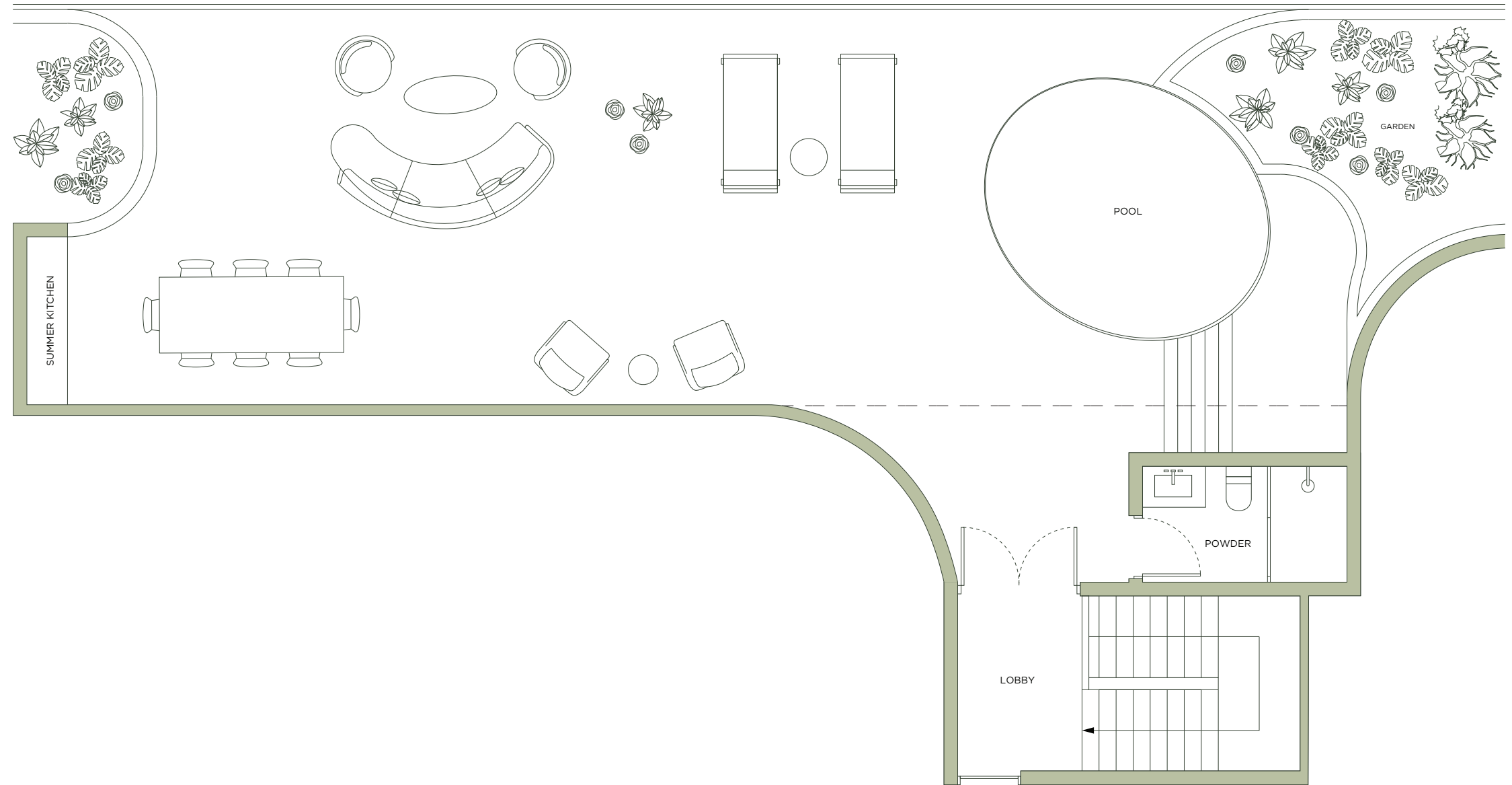
ORAL REPRESENTATIONS CANNOT BE RELIED UPON AS CORRECTLY STATING THE REPRESENTATIONS OF THE DEVELOPER. FOR CORRECT REPRESENTATIONS, REFERENCE SHOULD BE MADE TO THE DOCUMENTS REQUIRED BY SECTION 718.503, FLORIDA STATUTES, TO BE FURNISHED BY A DEVELOPER TO A BUYER. THE DIMENSIONS STATED FOR ANY DEPICTED UNIT FLOOR PLAN ARE APPROXIMATE BECAUSE THERE ARE VARIOUS RECOGNIZED METHODS FOR CALCULATING THE SQUARE FOOTAGE OF A UNIT. THE SQUARE FOOTAGE STATED HEREIN IS CALCULATED FROM THE EXTERIOR BOUNDARIES OF THE EXTERIOR WALLS TO THE CENTERLINE OF INTERIOR DEMISING WALLS WITHOUT DEDUCTIONS FOR CUTOUTS, CURVES, OR ARCHITECTURAL FEATURES. THIS METHOD TYPICALLY RESULTS IN QUOTED DIMENSIONS GREATER THAN THE DIMENSIONS THAT WOULD BE DETERMINED BY USING OTHER ACCEPTED METHODS. THE ILLUSTRATIONS AND IMAGES ARE CONCEPTUAL. THE FLOOR PLAN, UNIT LAYOUT, LOCATIONS OF WINDOWS, DOORS, CLOSETS, PLUMBING FIXTURES, MECHANICAL EQUIPMENT, APPLIANCES, STRUCTURAL ELEMENTS, ARCHITECTURAL DESIGN ELEMENTS AND THE USES, CONFIGURATIONS, AND ENTRIES TO ROOMS MAY BE CHANGED BASED ON FINAL APPROVED PLANS, PERMITTING, AND COMPLETED CONSTRUCTION. THE FURNITURE LAYOUT AND THE USE OF SPACE ILLUSTRATED ARE SUGGESTED USES ONLY AND NOT INTENDED TO GUARANTY ANY SPECIFIC USE OF SPACE OR ACCOMMODATION OF SPECIFIC FURNISHINGS, FURNISHINGS, DESIGN FEATURES, FIXTURES, AND DÉCOR ILLUSTRATED ARE CONCEPTUAL AND MAY NOT BE INCLUDED WITH A UNIT PURCHASE. CONSULT THE DEVELOPER'S PROSPECTUS WHICH WILL BE PROVIDED TO YOU BY THE DEVELOPER TO LEARN WHAT IS INCLUDED WITH A UNIT PURCHASE AND TO REVIEW THE UNIT SQUARE FOOTAGE CALCULATION METHOD TO BE RELIED UPON, WHICH IS SET FORTH IN THE DEVELOPER'S PROSPECTUS.

PH03

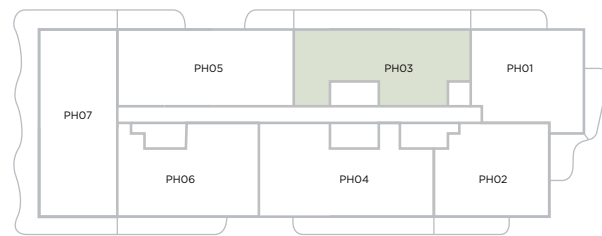
Roof level

3 BEDROOMS | 4.5 BATHROOMS

TOTAL	1,500 SQ FT		139 SQ M
INTERIOR	250 SQ FT		23 SQ M
EXTERIOR	1,250 SQ FT		116 SQ M



Design District



Wynwood

ROSSO Development



FORTUNE
DEVELOPMENT
SALES

ORAL REPRESENTATIONS CANNOT BE RELIED UPON AS CORRECTLY STATING THE REPRESENTATIONS OF THE DEVELOPER. FOR CORRECT REPRESENTATIONS, REFERENCE SHOULD BE MADE TO THE DOCUMENTS REQUIRED BY SECTION 718.503, FLORIDA STATUTES, TO BE FURNISHED BY A DEVELOPER TO A BUYER. THE DIMENSIONS STATED FOR ANY DEPICTED UNIT FLOOR PLAN ARE APPROXIMATE BECAUSE THERE ARE VARIOUS RECOGNIZED METHODS FOR CALCULATING THE SQUARE FOOTAGE OF A UNIT. THE SQUARE FOOTAGE STATED HEREIN IS CALCULATED FROM THE EXTERIOR BOUNDARIES OF THE EXTERIOR WALLS TO THE CENTERLINE OF INTERIOR DEMISING WALLS WITHOUT DEDUCTIONS FOR CUTOUTS, CURVES, OR ARCHITECTURAL FEATURES. THIS METHOD TYPICALLY RESULTS IN QUOTED DIMENSIONS GREATER THAN THE DIMENSIONS THAT WOULD BE DETERMINED BY USING OTHER ACCEPTED METHODS. THE ILLUSTRATIONS AND IMAGES ARE CONCEPTUAL. THE FLOOR PLAN, UNIT LAYOUT, LOCATIONS OF WINDOWS, DOORS, CLOSETS, PLUMBING FIXTURES, MECHANICAL EQUIPMENT, APPLIANCES, STRUCTURAL ELEMENTS, ARCHITECTURAL DESIGN ELEMENTS AND THE USES, CONFIGURATIONS, AND ENTRIES TO ROOMS MAY BE CHANGED BASED ON FINAL APPROVED PLANS, PERMITTING, AND COMPLETED CONSTRUCTION. THE FURNITURE LAYOUT AND THE USE OF SPACE ILLUSTRATED ARE SUGGESTED USES ONLY AND NOT INTENDED TO GUARANTY ANY SPECIFIC USE OF SPACE OR ACCOMMODATION OF SPECIFIC FURNISHINGS, FURNISHINGS, DESIGN FEATURES, FIXTURES, AND DÉCOR ILLUSTRATED ARE CONCEPTUAL AND MAY NOT BE INCLUDED WITH A UNIT PURCHASE. CONSULT THE DEVELOPER'S PROSPECTUS WHICH WILL BE PROVIDED TO YOU BY THE DEVELOPER TO LEARN WHAT IS INCLUDED WITH A UNIT PURCHASE AND TO REVIEW THE UNIT SQUARE FOOTAGE CALCULATION METHOD TO BE RELIED UPON, WHICH IS SET FORTH IN THE DEVELOPER'S PROSPECTUS.



MIDTOWN PARK

BY PROPER



MIAMI LUXURY RESIDENCES



PH04

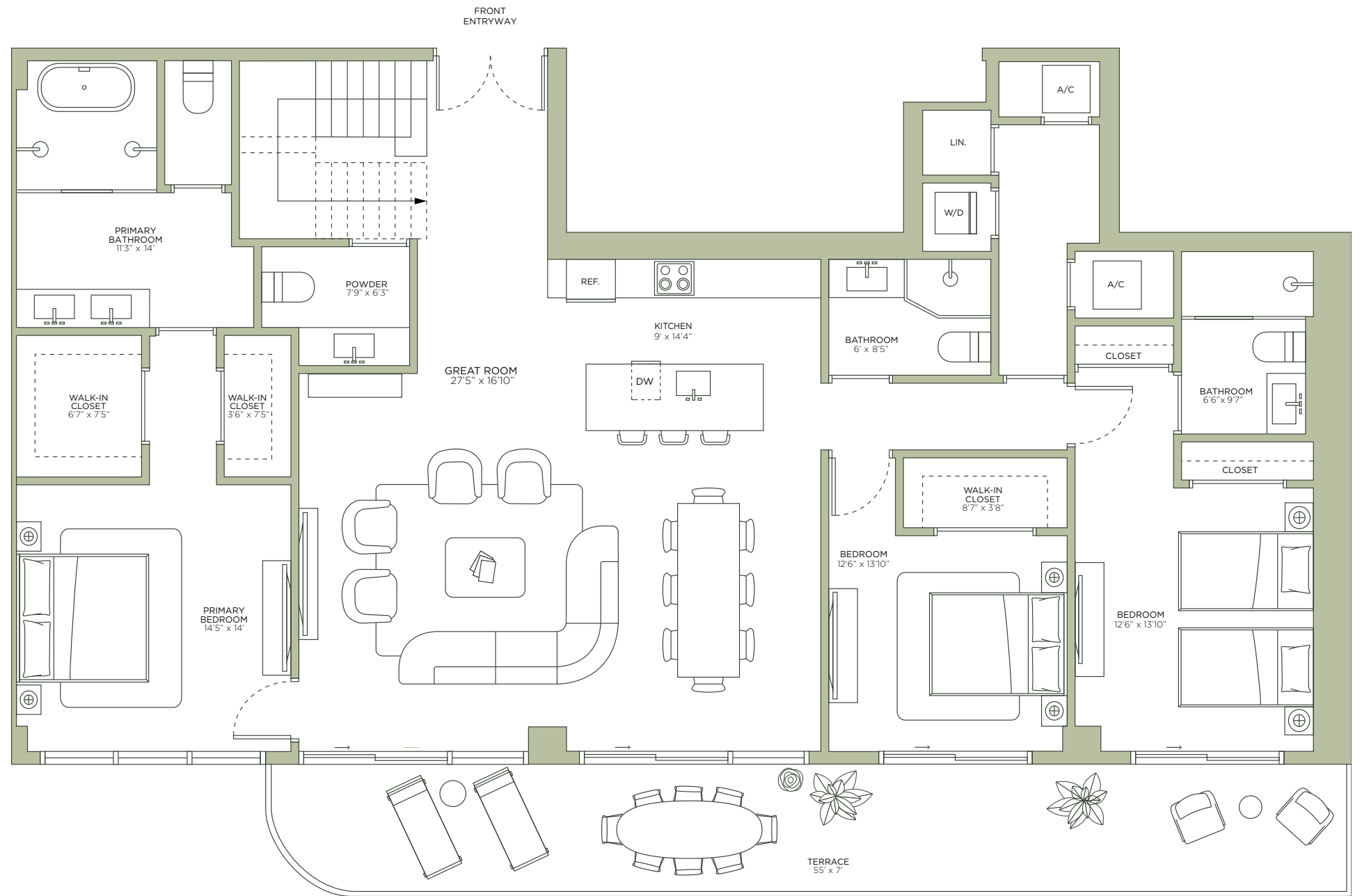
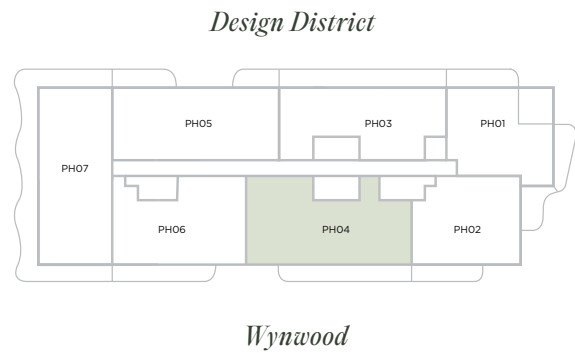
MIAMI LUXURY RESIDENCES

PH04

Lower Level

3 BEDROOMS | 4.5 BATHROOMS

TOTAL	2,621 SQ FT		253 SQ M
INTERIOR	2,336 SQ FT		217 SQ M
EXTERIOR	385 SQ FT		36 SQ M

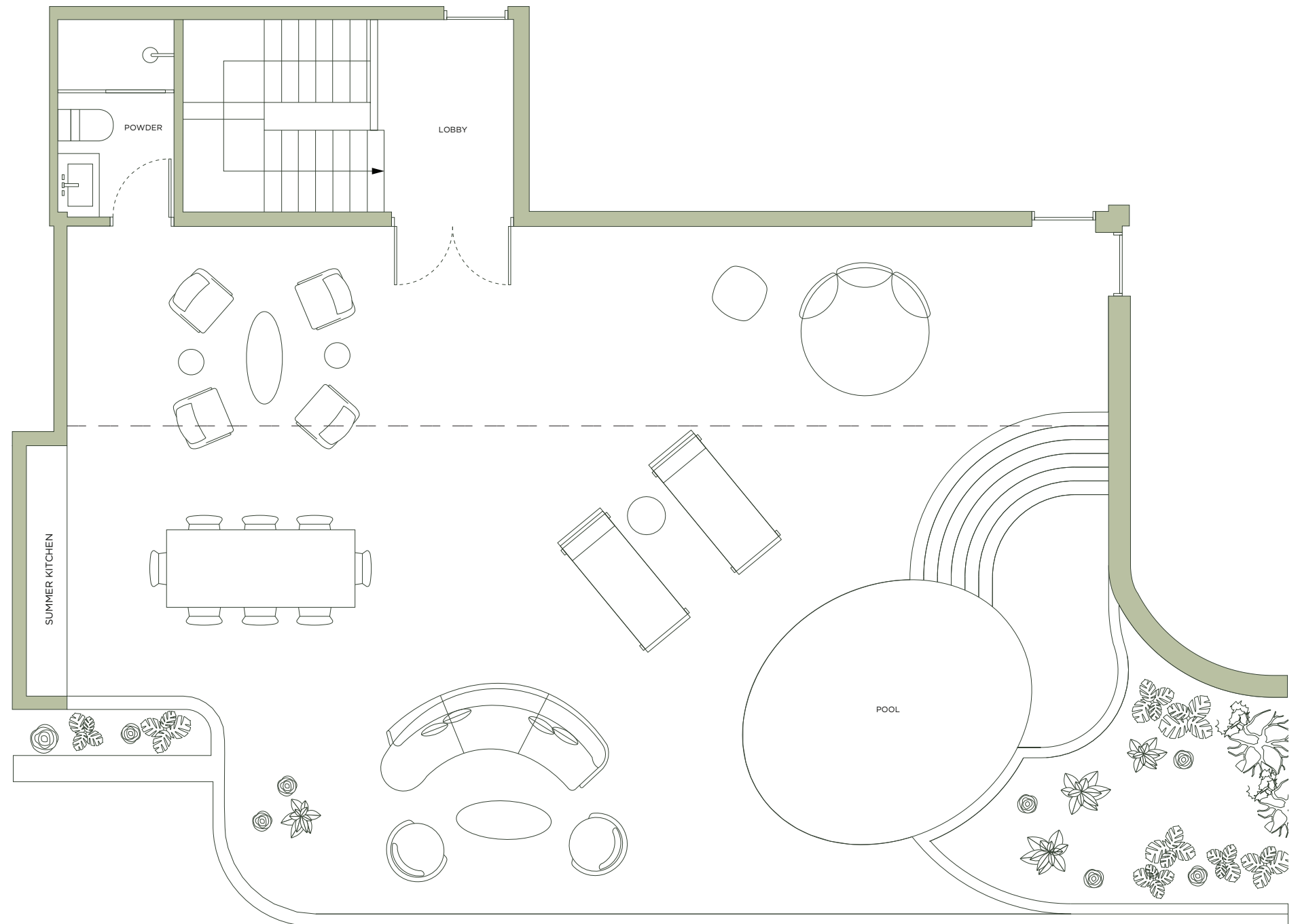
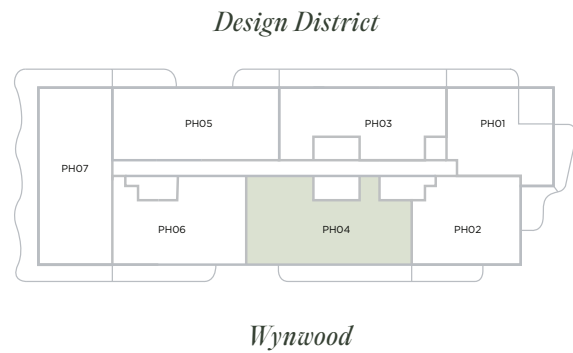


PH04

Roof Level

3 BEDROOMS | 4.5 BATHROOMS

TOTAL	1,835 SQ FT		170 SQ M
INTERIOR	250 SQ FT		23 SQ M
EXTERIOR	1,585 SQ FT		147 SQ M



ROSSO Development



FORTUNE
DEVELOPMENT
SALES

ORAL REPRESENTATIONS CANNOT BE RELIED UPON AS CORRECTLY STATING THE REPRESENTATIONS OF THE DEVELOPER. FOR CORRECT REPRESENTATIONS, REFERENCE SHOULD BE MADE TO THE DOCUMENTS REQUIRED BY SECTION 718.503, FLORIDA STATUTES, TO BE FURNISHED BY A DEVELOPER TO A BUYER. THE DIMENSIONS STATED FOR ANY DEPICTED UNIT FLOOR PLAN ARE APPROXIMATE BECAUSE THERE ARE VARIOUS RECOGNIZED METHODS FOR CALCULATING THE SQUARE FOOTAGE OF A UNIT. THE SQUARE FOOTAGE STATED HEREIN IS CALCULATED FROM THE EXTERIOR BOUNDARIES OF THE EXTERIOR WALLS TO THE CENTERLINE OF INTERIOR DEMISING WALLS WITHOUT DEDUCTIONS FOR CUTOUTS, CURVES, OR ARCHITECTURAL FEATURES. THIS METHOD TYPICALLY RESULTS IN QUOTED DIMENSIONS GREATER THAN THE DIMENSIONS THAT WOULD BE DETERMINED BY USING OTHER ACCEPTED METHODS. THE ILLUSTRATIONS AND IMAGES ARE CONCEPTUAL. THE FLOOR PLAN, UNIT LAYOUT, LOCATIONS OF WINDOWS, DOORS, CLOSETS, PLUMBING FIXTURES, MECHANICAL EQUIPMENT, APPLIANCES, STRUCTURAL ELEMENTS, ARCHITECTURAL DESIGN ELEMENTS AND THE USES, CONFIGURATIONS, AND ENTRIES TO ROOMS MAY BE CHANGED BASED ON FINAL APPROVED PLANS, PERMITTING, AND COMPLETED CONSTRUCTION. THE FURNITURE LAYOUT AND THE USE OF SPACE ILLUSTRATED ARE SUGGESTED USES ONLY AND NOT INTENDED TO GUARANTY ANY SPECIFIC USE OF SPACE OR ACCOMMODATION OF SPECIFIC FURNISHINGS, FURNISHINGS, DESIGN FEATURES, FIXTURES, AND DÉCOR ILLUSTRATED ARE CONCEPTUAL AND MAY NOT BE INCLUDED WITH A UNIT PURCHASE. CONSULT THE DEVELOPER'S PROSPECTUS WHICH WILL BE PROVIDED TO YOU BY THE DEVELOPER TO LEARN WHAT IS INCLUDED WITH A UNIT PURCHASE AND TO REVIEW THE UNIT SQUARE FOOTAGE CALCULATION METHOD TO BE RELIED UPON, WHICH IS SET FORTH IN THE DEVELOPER'S PROSPECTUS.



MIDTOWN PARK

BY PROPER



MIAMI LUXURY RESIDENCES



PH05

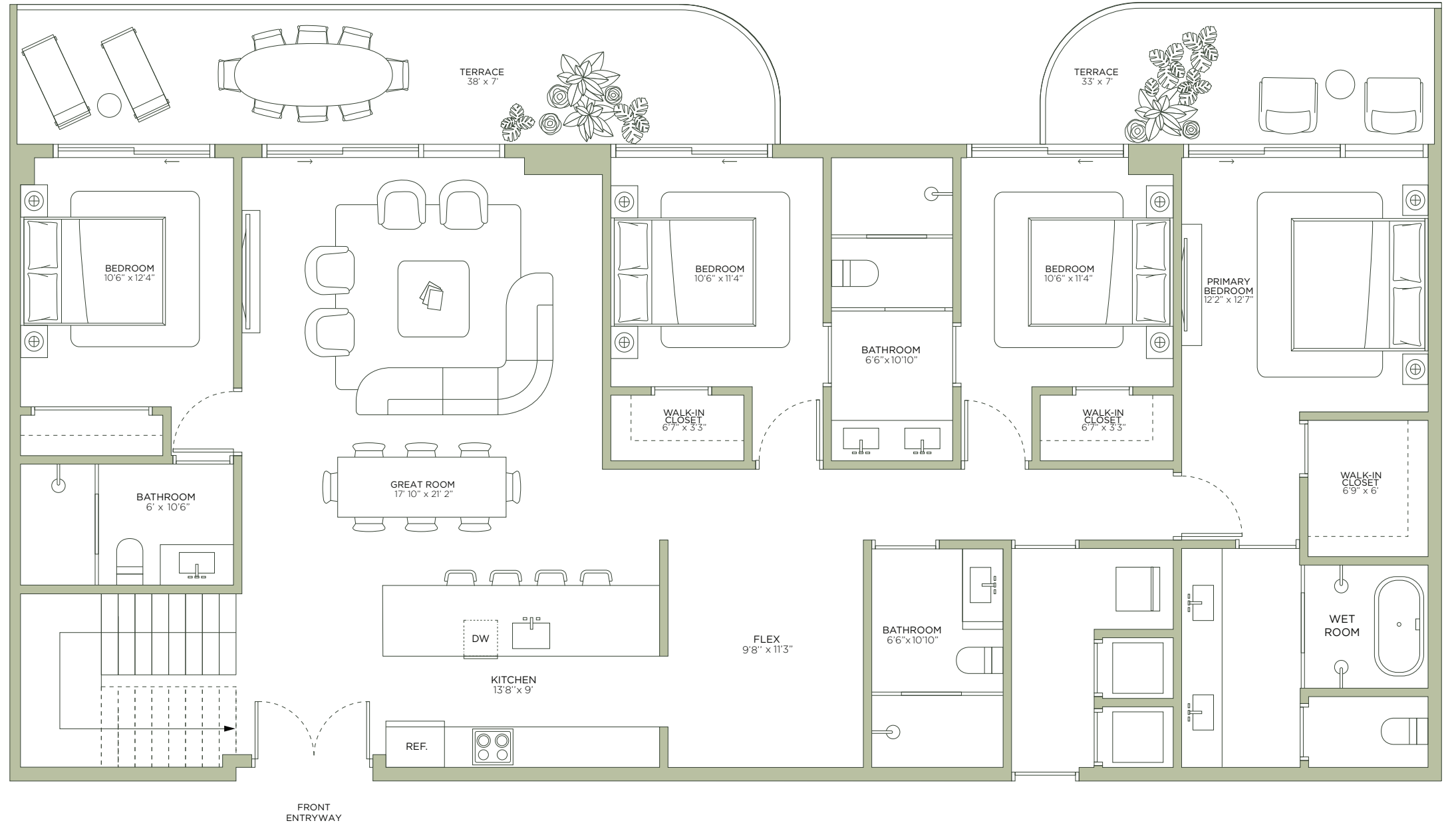
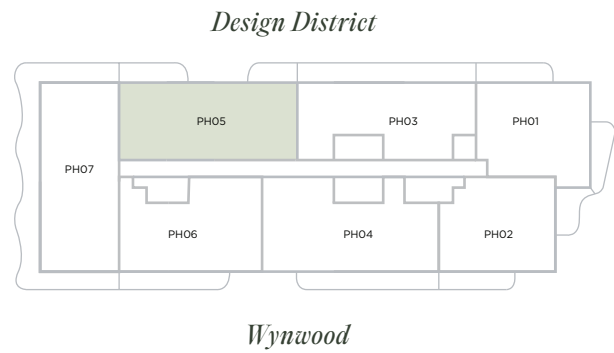
MIAMI LUXURY RESIDENCES

PH05

Lower Level

4 BEDROOMS + DEN | 5 BATHROOMS

TOTAL	2,605 SQ FT		242 SQ M
INTERIOR	2,215 SQ FT		206 SQ M
EXTERIOR	390 SQ FT		36 SQ M



ROSSO Development



FORTUNE
DEVELOPMENT
SALES

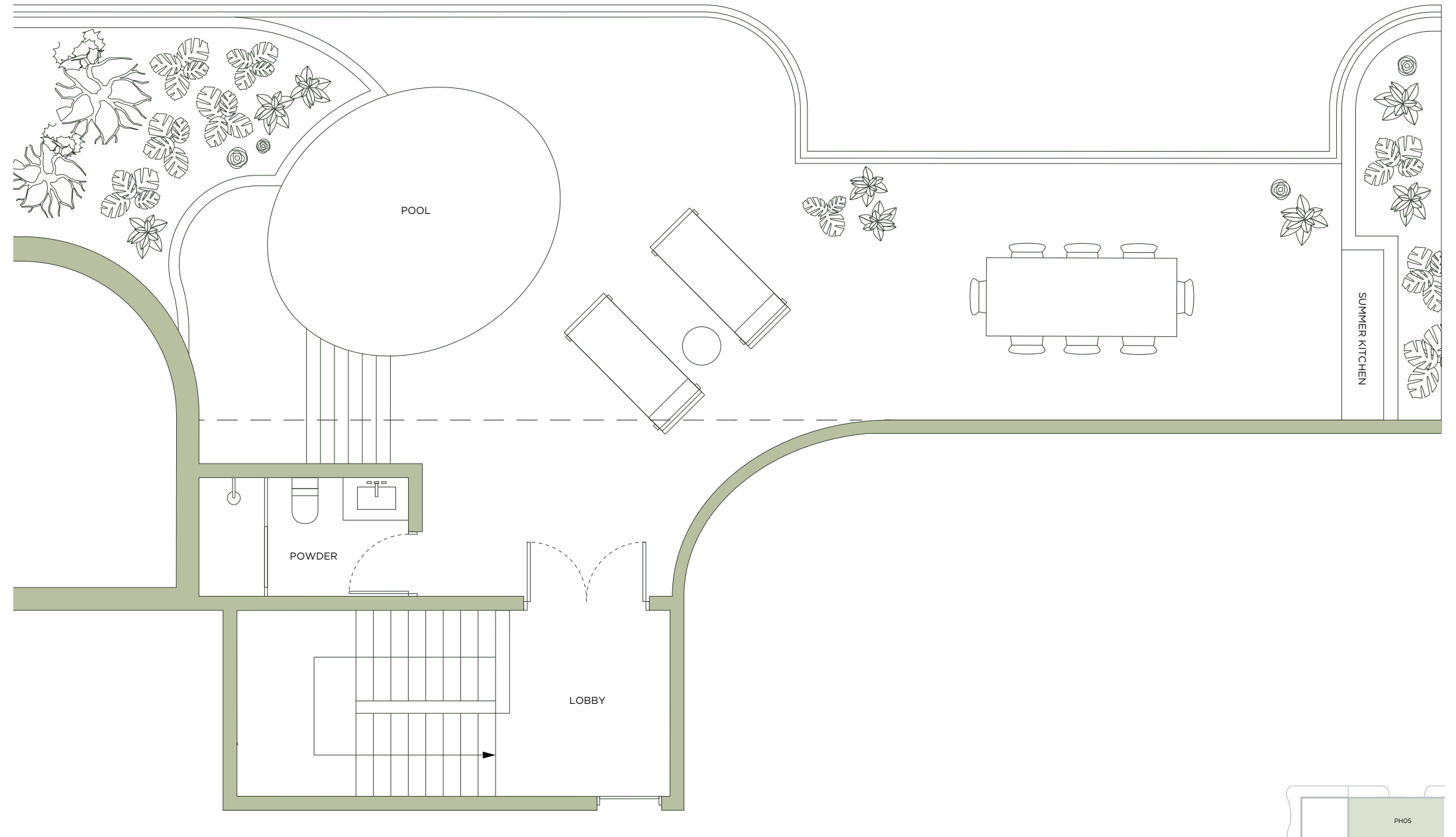
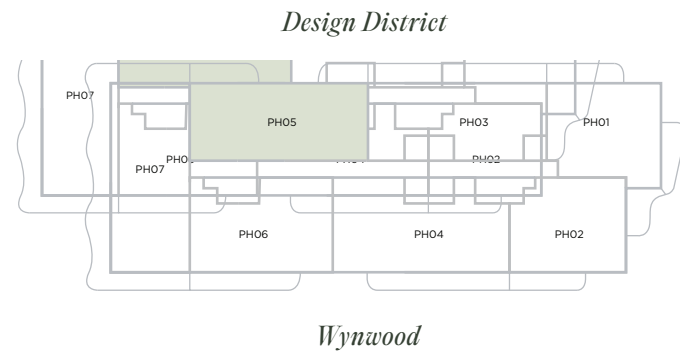
ORAL REPRESENTATIONS CANNOT BE RELIED UPON AS CORRECTLY STATING THE REPRESENTATIONS OF THE DEVELOPER. FOR CORRECT REPRESENTATIONS, REFERENCE SHOULD BE MADE TO THE DOCUMENTS REQUIRED BY SECTION 718.503, FLORIDA STATUTES, TO BE FURNISHED BY A DEVELOPER TO A BUYER. THE DIMENSIONS STATED FOR ANY DEPICTED UNIT FLOOR PLAN ARE APPROXIMATE BECAUSE THERE ARE VARIOUS RECOGNIZED METHODS FOR CALCULATING THE SQUARE FOOTAGE OF A UNIT. THE SQUARE FOOTAGE STATED HEREIN IS CALCULATED FROM THE EXTERIOR BOUNDARIES OF THE EXTERIOR WALLS TO THE CENTERLINE OF INTERIOR DEMISING WALLS WITHOUT DEDUCTIONS FOR CUTOUTS, CURVES, OR ARCHITECTURAL FEATURES. THIS METHOD TYPICALLY RESULTS IN QUOTED DIMENSIONS GREATER THAN THE DIMENSIONS THAT WOULD BE DETERMINED BY USING OTHER ACCEPTED METHODS. THE ILLUSTRATIONS AND IMAGES ARE CONCEPTUAL. THE FLOOR PLAN, UNIT LAYOUT, LOCATIONS OF WINDOWS, DOORS, CLOSETS, PLUMBING FIXTURES, MECHANICAL EQUIPMENT, APPLIANCES, STRUCTURAL ELEMENTS, ARCHITECTURAL DESIGN ELEMENTS AND THE USES, CONFIGURATIONS, AND ENTRIES TO ROOMS MAY BE CHANGED BASED ON FINAL APPROVED PLANS, PERMITTING, AND COMPLETED CONSTRUCTION. THE FURNITURE LAYOUT AND THE USE OF SPACE ILLUSTRATED ARE SUGGESTED USES ONLY AND NOT INTENDED TO GUARANTY ANY SPECIFIC USE OF SPACE OR ACCOMMODATION OF SPECIFIC FURNISHINGS, FIXTURES, AND DECOR ILLUSTRATED ARE CONCEPTUAL AND MAY NOT BE INCLUDED WITH A UNIT PURCHASE. CONSULT THE DEVELOPER'S PROSPECTUS WHICH WILL BE PROVIDED TO YOU BY THE DEVELOPER TO LEARN WHAT IS INCLUDED WITH A UNIT PURCHASE AND TO REVIEW THE UNIT SQUARE FOOTAGE CALCULATION METHOD TO BE RELIED UPON, WHICH IS SET FORTH IN THE DEVELOPER'S PROSPECTUS.

PH05

Roof Level

4 BEDROOMS + DEN | 5 BATHROOMS

TOTAL	1,275 SQ FT		118 SQ M
INTERIOR	295 SQ FT		27 SQ M
EXTERIOR	980 SQ FT		91 SQ M



ROSSO Development



FORTUNE
DEVELOPMENT
SALES

ORAL REPRESENTATIONS CANNOT BE RELIED UPON AS CORRECTLY STATING THE REPRESENTATIONS OF THE DEVELOPER. FOR CORRECT REPRESENTATIONS, REFERENCE SHOULD BE MADE TO THE DOCUMENTS REQUIRED BY SECTION 718.503, FLORIDA STATUTES, TO BE FURNISHED BY A DEVELOPER TO A BUYER. THE DIMENSIONS STATED FOR ANY DEPICTED UNIT FLOOR PLAN ARE APPROXIMATE BECAUSE THERE ARE VARIOUS RECOGNIZED METHODS FOR CALCULATING THE SQUARE FOOTAGE OF A UNIT. THE SQUARE FOOTAGE STATED HEREIN IS CALCULATED FROM THE EXTERIOR BOUNDARIES OF THE EXTERIOR WALLS TO THE CENTERLINE OF INTERIOR DEMISING WALLS WITHOUT DEDUCTIONS FOR CUTOUTS, CURVES, OR ARCHITECTURAL FEATURES. THIS METHOD TYPICALLY RESULTS IN QUOTED DIMENSIONS GREATER THAN THE DIMENSIONS THAT WOULD BE DETERMINED BY USING OTHER ACCEPTED METHODS. THE ILLUSTRATIONS AND IMAGES ARE CONCEPTUAL. THE FLOOR PLAN, UNIT LAYOUT, LOCATIONS OF WINDOWS, DOORS, CLOSETS, PLUMBING FIXTURES, MECHANICAL EQUIPMENT, APPLIANCES, STRUCTURAL ELEMENTS, ARCHITECTURAL DESIGN ELEMENTS AND THE USES, CONFIGURATIONS, AND ENTRIES TO ROOMS MAY BE CHANGED BASED ON FINAL APPROVED PLANS, PERMITTING, AND COMPLETED CONSTRUCTION. THE FURNITURE LAYOUT AND THE USE OF SPACE ILLUSTRATED ARE SUGGESTED USES ONLY AND NOT INTENDED TO GUARANTY ANY SPECIFIC USE OF SPACE OR ACCOMMODATION OF SPECIFIC FURNISHINGS, FURNISHINGS, DESIGN FEATURES, FIXTURES, AND DÉCOR ILLUSTRATED ARE CONCEPTUAL AND MAY NOT BE INCLUDED WITH A UNIT PURCHASE. CONSULT THE DEVELOPER'S PROSPECTUS WHICH WILL BE PROVIDED TO YOU BY THE DEVELOPER TO LEARN WHAT IS INCLUDED WITH A UNIT PURCHASE AND TO REVIEW THE UNIT SQUARE FOOTAGE CALCULATION METHOD TO BE RELIED UPON, WHICH IS SET FORTH IN THE DEVELOPER'S PROSPECTUS.



MIDTOWN PARK

BY PROPER



MIAMI LUXURY RESIDENCES



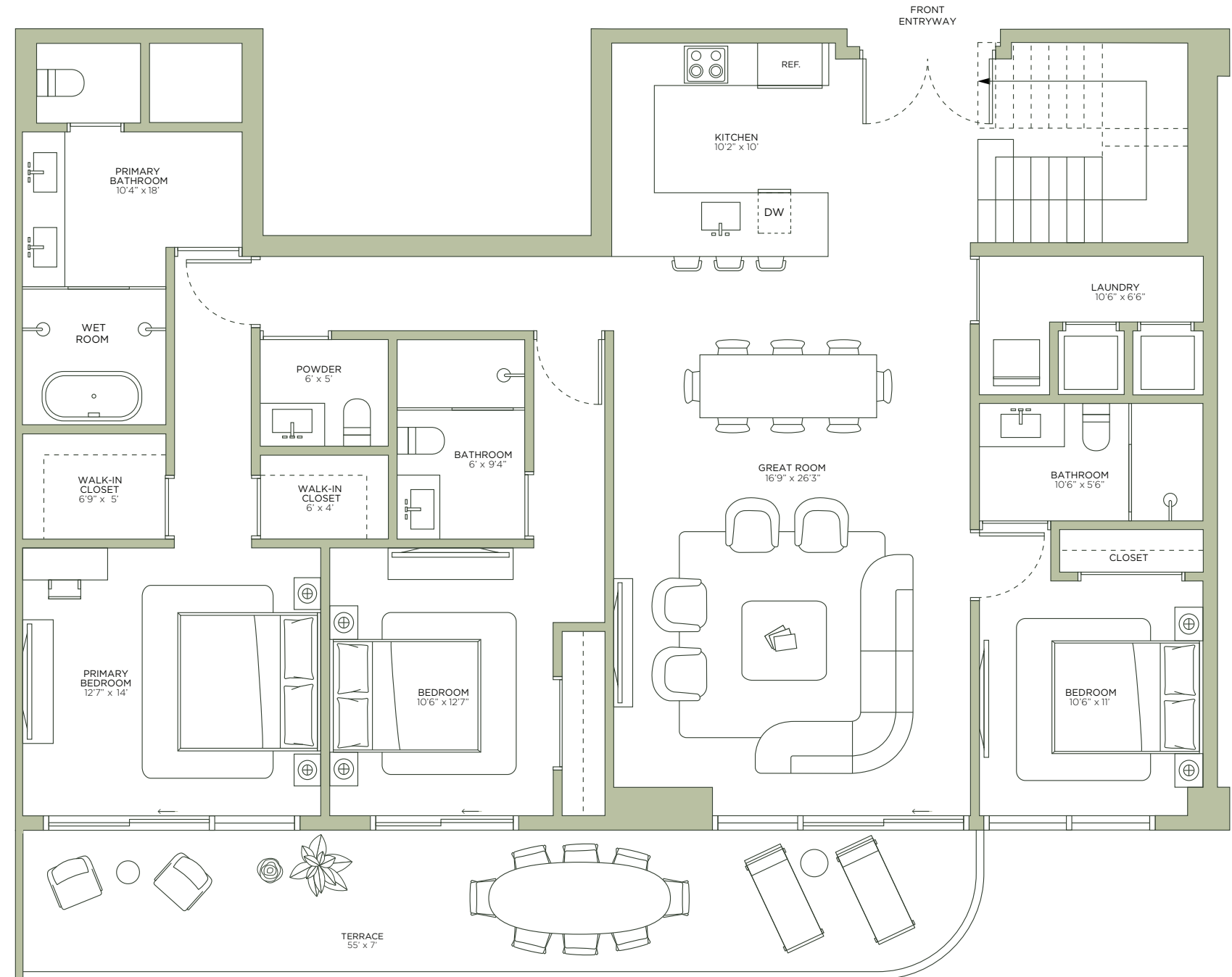
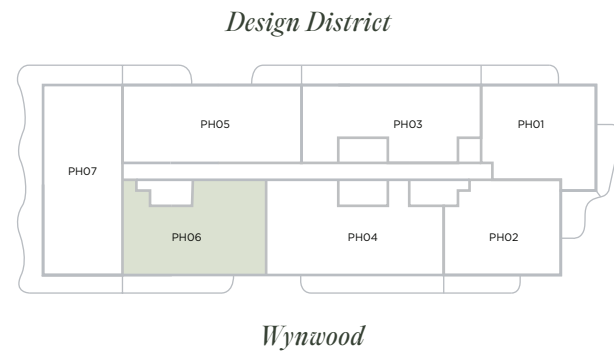
MIAMI LUXURY RESIDENCES

PH06

Lower Level

3 BEDROOMS | 4.5 BATHROOMS

TOTAL	2,210 SQ FT		201 SQ M
INTERIOR	1,896 SQ FT		176 SQ M
EXTERIOR	265 SQ FT		25 SQ M



ROSSO Development



FORTUNE
DEVELOPMENT
SALES

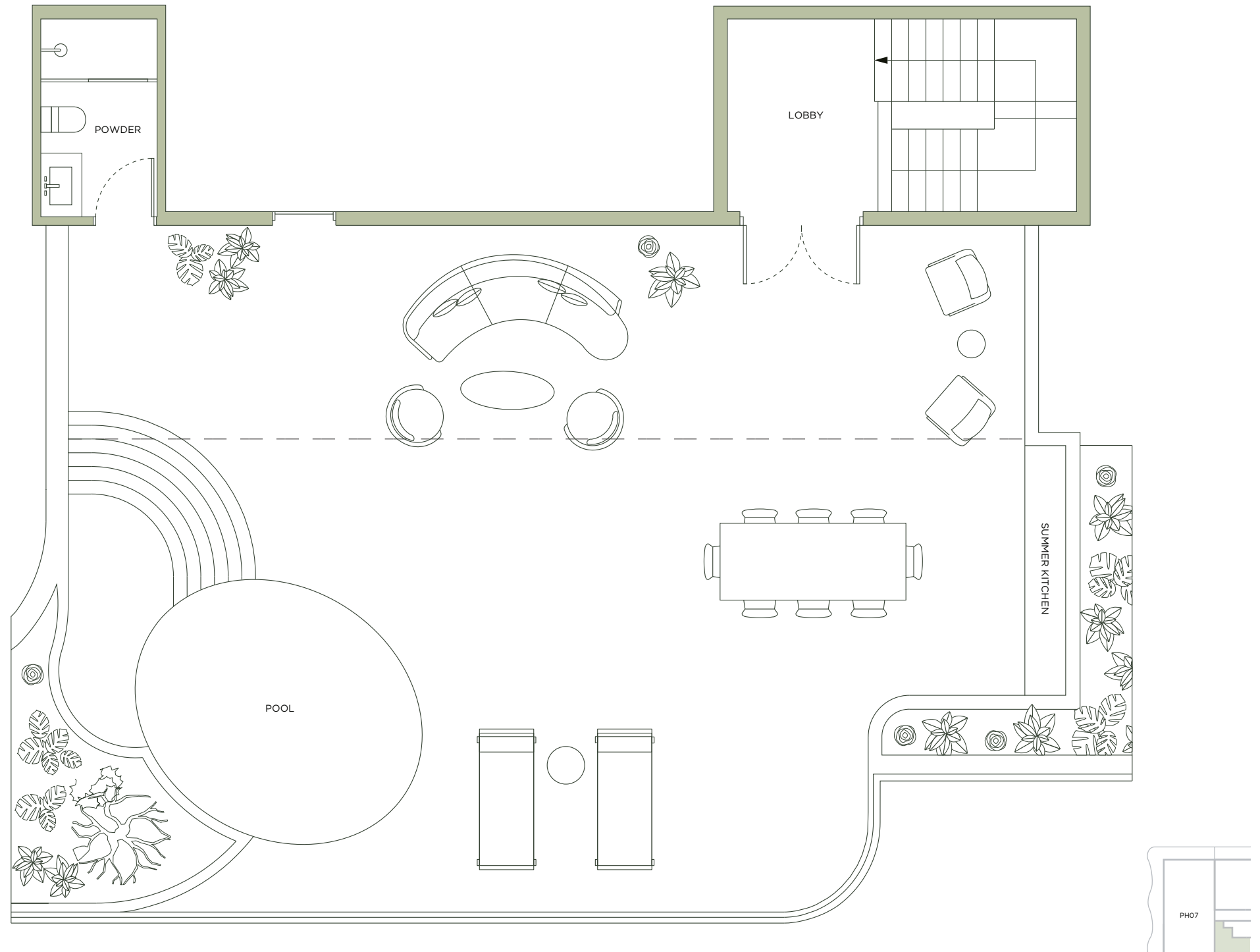
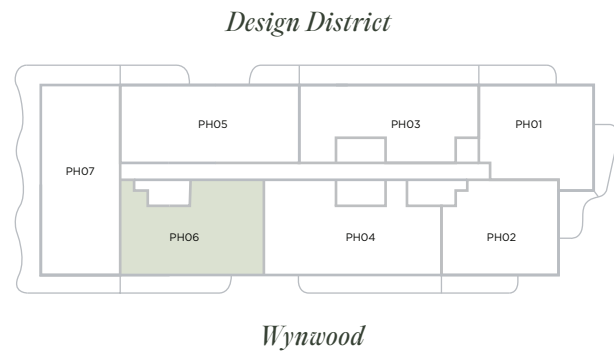
ORAL REPRESENTATIONS CANNOT BE RELIED UPON AS CORRECTLY STATING THE REPRESENTATIONS OF THE DEVELOPER. FOR CORRECT REPRESENTATIONS, REFERENCE SHOULD BE MADE TO THE DOCUMENTS REQUIRED BY SECTION 718.503, FLORIDA STATUTES, TO BE FURNISHED BY A DEVELOPER TO A BUYER. THE DIMENSIONS STATED FOR ANY DEPICTED UNIT FLOOR PLAN ARE APPROXIMATE BECAUSE THERE ARE VARIOUS RECOGNIZED METHODS FOR CALCULATING THE SQUARE FOOTAGE OF A UNIT. THE SQUARE FOOTAGE STATED HEREIN IS CALCULATED FROM THE EXTERIOR BOUNDARIES OF THE EXTERIOR WALLS TO THE CENTERLINE OF INTERIOR DEMISING WALLS WITHOUT DEDUCTIONS FOR CUTOUTS, CURVES, OR ARCHITECTURAL FEATURES. THIS METHOD TYPICALLY RESULTS IN QUOTED DIMENSIONS GREATER THAN THE DIMENSIONS THAT WOULD BE DETERMINED BY USING OTHER ACCEPTED METHODS. THE ILLUSTRATIONS AND IMAGES ARE CONCEPTUAL. THE FLOOR PLAN, UNIT LAYOUT, LOCATIONS OF WINDOWS, DOORS, CLOSETS, PLUMBING FIXTURES, MECHANICAL EQUIPMENT, APPLIANCES, STRUCTURAL ELEMENTS, ARCHITECTURAL DESIGN ELEMENTS AND THE USES, CONFIGURATIONS, AND ENTRIES TO ROOMS MAY BE CHANGED BASED ON FINAL APPROVED PLANS, PERMITTING, AND COMPLETED CONSTRUCTION. THE FURNITURE LAYOUT AND THE USE OF SPACE ILLUSTRATED ARE SUGGESTED USES ONLY AND NOT INTENDED TO GUARANTY ANY SPECIFIC USE OF SPACE OR ACCOMMODATION OF SPECIFIC FURNISHINGS, FURNISHINGS, DESIGN FEATURES, FIXTURES, AND DÉCOR ILLUSTRATED ARE CONCEPTUAL AND MAY NOT BE INCLUDED WITH A UNIT PURCHASE. CONSULT THE DEVELOPER'S PROSPECTUS WHICH WILL BE PROVIDED TO YOU BY THE DEVELOPER TO LEARN WHAT IS INCLUDED WITH A UNIT PURCHASE AND TO REVIEW THE UNIT SQUARE FOOTAGE CALCULATION METHOD TO BE RELIED UPON, WHICH IS SET FORTH IN THE DEVELOPER'S PROSPECTUS.

PH06

Roof Level

3 BEDROOMS | 4.5 BATHROOMS

TOTAL	1,724 SQ FT		160 SQ M
INTERIOR	265 SQ FT		25 SQ M
EXTERIOR	1,459 SQ FT		135 SQ M



ROSSO Development



FORTUNE
DEVELOPMENT
SALES

ORAL REPRESENTATIONS CANNOT BE RELIED UPON AS CORRECTLY STATING THE REPRESENTATIONS OF THE DEVELOPER. FOR CORRECT REPRESENTATIONS, REFERENCE SHOULD BE MADE TO THE DOCUMENTS REQUIRED BY SECTION 718.503, FLORIDA STATUTES, TO BE FURNISHED BY A DEVELOPER TO A BUYER. THE DIMENSIONS STATED FOR ANY DEPICTED UNIT FLOOR PLAN ARE APPROXIMATE BECAUSE THERE ARE VARIOUS RECOGNIZED METHODS FOR CALCULATING THE SQUARE FOOTAGE OF A UNIT. THE SQUARE FOOTAGE STATED HEREIN IS CALCULATED FROM THE EXTERIOR BOUNDARIES OF THE EXTERIOR WALLS TO THE CENTERLINE OF INTERIOR DEMISING WALLS WITHOUT DEDUCTIONS FOR CUTOUTS, CURVES, OR ARCHITECTURAL FEATURES. THIS METHOD TYPICALLY RESULTS IN QUOTED DIMENSIONS GREATER THAN THE DIMENSIONS THAT WOULD BE DETERMINED BY USING OTHER ACCEPTED METHODS. THE ILLUSTRATIONS AND IMAGES ARE CONCEPTUAL. THE FLOOR PLAN, UNIT LAYOUT, LOCATIONS OF WINDOWS, DOORS, CLOSETS, PLUMBING FIXTURES, MECHANICAL EQUIPMENT, APPLIANCES, STRUCTURAL ELEMENTS, ARCHITECTURAL DESIGN ELEMENTS AND THE USES, CONFIGURATIONS, AND ENTRIES TO ROOMS MAY BE CHANGED BASED ON FINAL APPROVED PLANS, PERMITTING, AND COMPLETED CONSTRUCTION. THE FURNITURE LAYOUT AND THE USE OF SPACE ILLUSTRATED ARE SUGGESTED USES ONLY AND NOT INTENDED TO GUARANTY ANY SPECIFIC USE OF SPACE OR ACCOMMODATION OF SPECIFIC FURNISHINGS, FURNISHINGS, DESIGN FEATURES, FIXTURES, AND DÉCOR ILLUSTRATED ARE CONCEPTUAL AND MAY NOT BE INCLUDED WITH A UNIT PURCHASE. CONSULT THE DEVELOPER'S PROSPECTUS WHICH WILL BE PROVIDED TO YOU BY THE DEVELOPER TO LEARN WHAT IS INCLUDED WITH A UNIT PURCHASE AND TO REVIEW THE UNIT SQUARE FOOTAGE CALCULATION METHOD TO BE RELIED UPON, WHICH IS SET FORTH IN THE DEVELOPER'S PROSPECTUS.



MIDTOWN PARK

BY PROPER



MIAMI LUXURY RESIDENCES



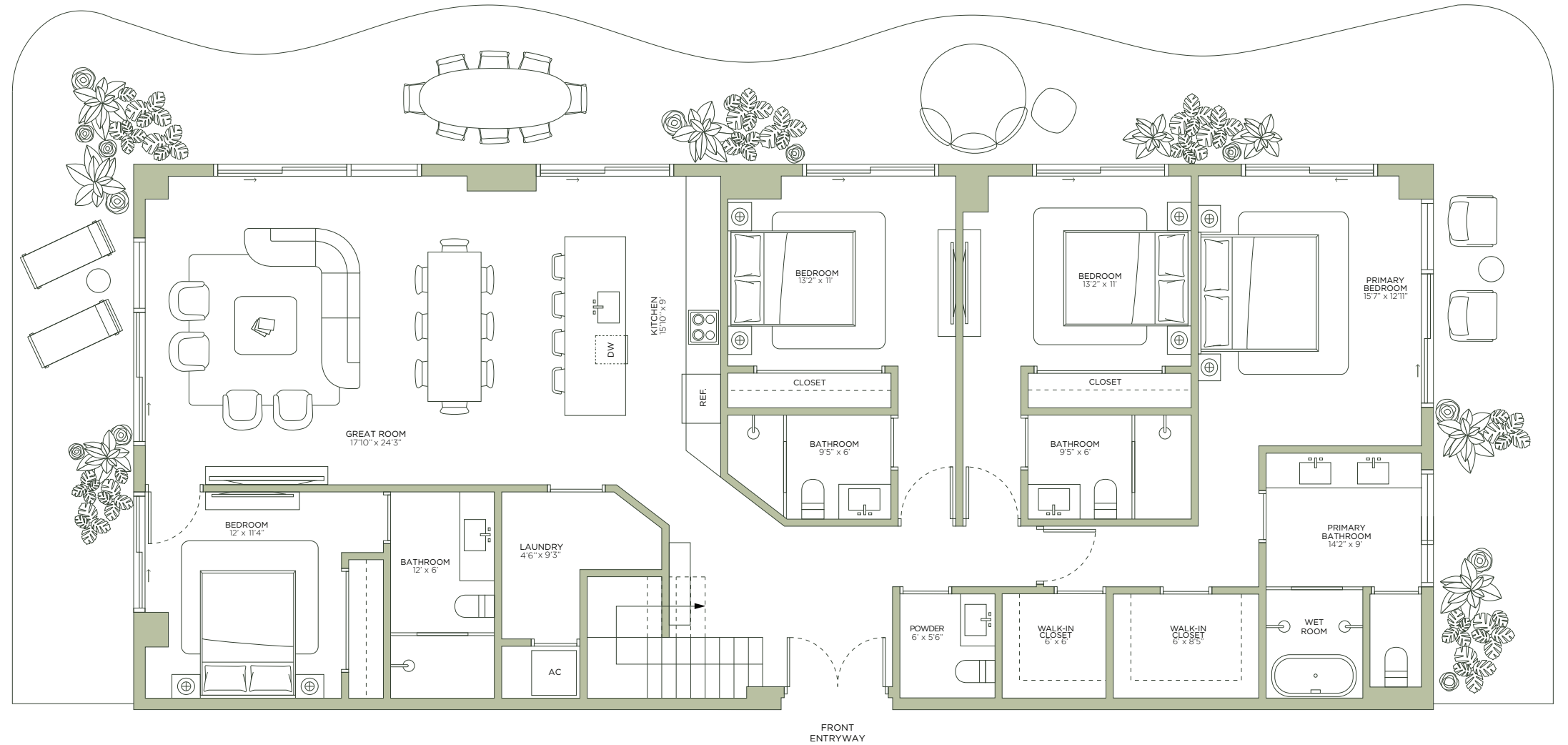
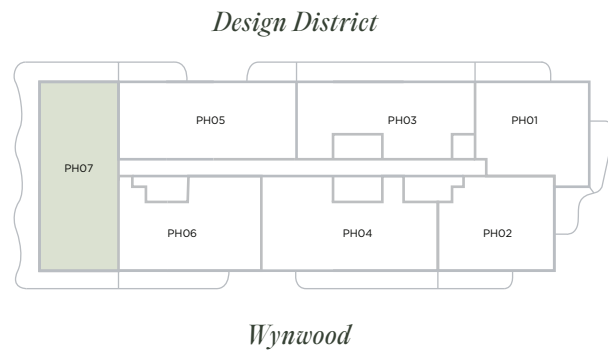
MIAMI LUXURY RESIDENCES

PH07

Lower Level

4 BEDROOMS | 5.5 BATHROOMS

TOTAL	3,455 SQ FT 321 SQ M
INTERIOR	2,340 SQ FT 217 SQ M
EXTERIOR	1,115 SQ FT 104 SQ M



ROSSO Development



FORTUNE
DEVELOPMENT
SALES

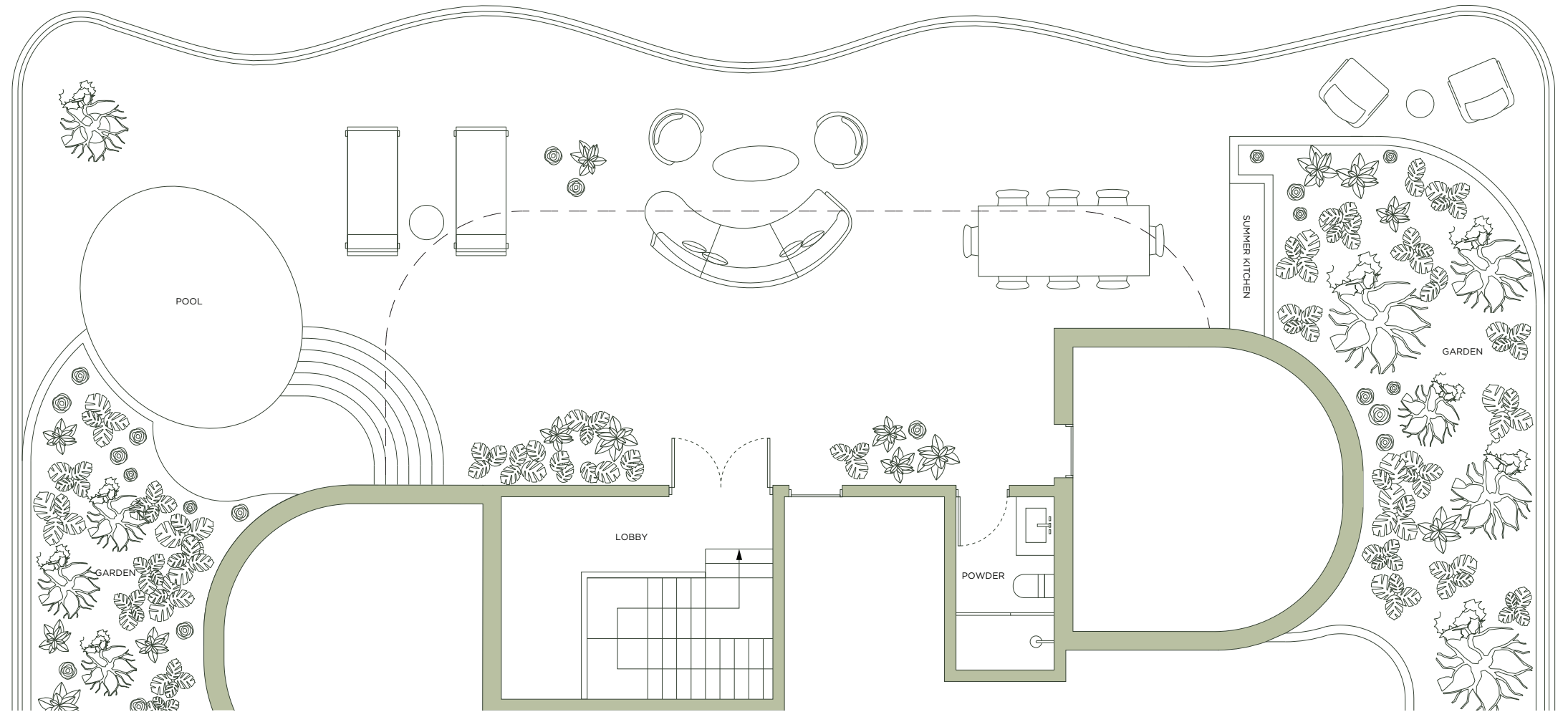
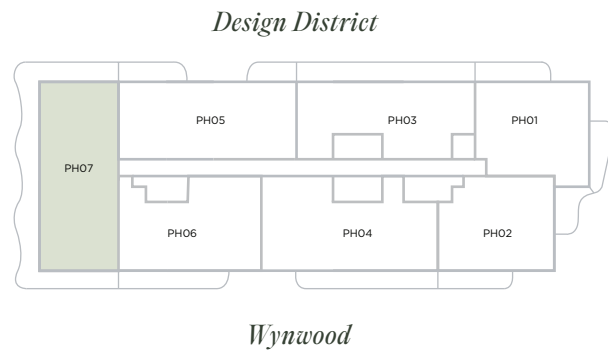
ORAL REPRESENTATIONS CANNOT BE RELIED UPON AS CORRECTLY STATING THE REPRESENTATIONS OF THE DEVELOPER. FOR CORRECT REPRESENTATIONS, REFERENCE SHOULD BE MADE TO THE DOCUMENTS REQUIRED BY SECTION 718.503, FLORIDA STATUTES, TO BE FURNISHED BY A DEVELOPER TO A BUYER. THE DIMENSIONS STATED FOR ANY DEPICTED UNIT FLOOR PLAN ARE APPROXIMATE BECAUSE THERE ARE VARIOUS RECOGNIZED METHODS FOR CALCULATING THE SQUARE FOOTAGE OF A UNIT. THE SQUARE FOOTAGE STATED HEREIN IS CALCULATED FROM THE EXTERIOR BOUNDARIES OF THE EXTERIOR WALLS TO THE CENTERLINE OF INTERIOR DEMISING WALLS WITHOUT DEDUCTIONS FOR CUTOUTS, CURVES, OR ARCHITECTURAL FEATURES. THIS METHOD TYPICALLY RESULTS IN QUOTED DIMENSIONS GREATER THAN THE DIMENSIONS THAT WOULD BE DETERMINED BY USING OTHER ACCEPTED METHODS. THE ILLUSTRATIONS AND IMAGES ARE CONCEPTUAL. THE FLOOR PLAN, UNIT LAYOUT, LOCATIONS OF WINDOWS, DOORS, CLOSETS, PLUMBING FIXTURES, MECHANICAL EQUIPMENT, APPLIANCES, STRUCTURAL ELEMENTS, ARCHITECTURAL DESIGN ELEMENTS AND THE USES, CONFIGURATIONS, AND ENTRIES TO ROOMS MAY BE CHANGED BASED ON FINAL APPROVED PLANS, PERMITTING, AND COMPLETED CONSTRUCTION. THE FURNITURE LAYOUT AND THE USE OF SPACE ILLUSTRATED ARE SUGGESTED USES ONLY AND NOT INTENDED TO GUARANTY ANY SPECIFIC USE OF SPACE OR ACCOMMODATION OF SPECIFIC FURNISHINGS, FURNISHINGS, DESIGN FEATURES, FIXTURES, AND DECOR ILLUSTRATED ARE CONCEPTUAL AND MAY NOT BE INCLUDED WITH A UNIT PURCHASE. CONSULT THE DEVELOPER'S PROSPECTUS WHICH WILL BE PROVIDED TO YOU BY THE DEVELOPER TO LEARN WHAT IS INCLUDED WITH A UNIT PURCHASE AND TO REVIEW THE UNIT SQUARE FOOTAGE CALCULATION METHOD TO BE RELIED UPON, WHICH IS SET FORTH IN THE DEVELOPER'S PROSPECTUS.

PH07

Roof Level

4 BEDROOMS | 5.5 BATHROOMS

TOTAL	2,079 SQ FT		193 SQ M
INTERIOR	304 SQ FT		28 SQ M
EXTERIOR	1,775 SQ FT		165 SQ M



ROSSO Development



FORTUNE
DEVELOPMENT
SALES

ORAL REPRESENTATIONS CANNOT BE RELIED UPON AS CORRECTLY STATING THE REPRESENTATIONS OF THE DEVELOPER. FOR CORRECT REPRESENTATIONS, REFERENCE SHOULD BE MADE TO THE DOCUMENTS REQUIRED BY SECTION 718.503, FLORIDA STATUTES, TO BE FURNISHED BY A DEVELOPER TO A BUYER. THE DIMENSIONS STATED FOR ANY DEPICTED UNIT FLOOR PLAN ARE APPROXIMATE BECAUSE THERE ARE VARIOUS RECOGNIZED METHODS FOR CALCULATING THE SQUARE FOOTAGE OF A UNIT. THE SQUARE FOOTAGE STATED HEREIN IS CALCULATED FROM THE EXTERIOR BOUNDARIES OF THE EXTERIOR WALLS TO THE CENTERLINE OF INTERIOR DEMISING WALLS WITHOUT DEDUCTIONS FOR CUTOUTS, CURVES, OR ARCHITECTURAL FEATURES. THIS METHOD TYPICALLY RESULTS IN QUOTED DIMENSIONS GREATER THAN THE DIMENSIONS THAT WOULD BE DETERMINED BY USING OTHER ACCEPTED METHODS. THE ILLUSTRATIONS AND IMAGES ARE CONCEPTUAL. THE FLOOR PLAN, UNIT LAYOUT, LOCATIONS OF WINDOWS, DOORS, CLOSETS, PLUMBING FIXTURES, MECHANICAL EQUIPMENT, APPLIANCES, STRUCTURAL ELEMENTS, ARCHITECTURAL DESIGN ELEMENTS AND THE USES, CONFIGURATIONS, AND ENTRIES TO ROOMS MAY BE CHANGED BASED ON FINAL APPROVED PLANS, PERMITTING, AND COMPLETED CONSTRUCTION. THE FURNITURE LAYOUT AND THE USE OF SPACE ILLUSTRATED ARE SUGGESTED USES ONLY AND NOT INTENDED TO GUARANTY ANY SPECIFIC USE OF SPACE OR ACCOMMODATION OF SPECIFIC FURNISHINGS, FURNISHINGS, DESIGN FEATURES, FIXTURES, AND DECOR ILLUSTRATED ARE CONCEPTUAL AND MAY NOT BE INCLUDED WITH A UNIT PURCHASE. CONSULT THE DEVELOPER'S PROSPECTUS WHICH WILL BE PROVIDED TO YOU BY THE DEVELOPER TO LEARN WHAT IS INCLUDED WITH A UNIT PURCHASE AND TO REVIEW THE UNIT SQUARE FOOTAGE CALCULATION METHOD TO BE RELIED UPON, WHICH IS SET FORTH IN THE DEVELOPER'S PROSPECTUS.